

## Fintech Certificate

The AtonRā Partners Fintech is a long-only, USD-based, actively-managed certificate. The pace of innovation in financial technology (Fintech) has been accelerating lately with notably the emergence of mobile payments.

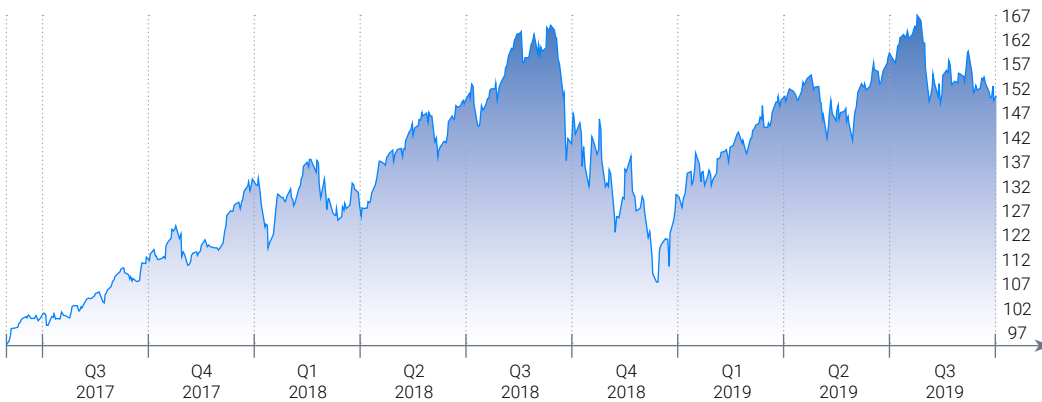
This is just the beginning of a secular trend as technology and digitization are likely to reshape the financial industry with applications ranging from robo-advisers, P2P lending and money remittances to blockchain.

Banks and insurers will have no choice but to invest heavily as Fintech is expected to spark major operating efficiencies through increased automation and is also likely to lift the financial industry's revenue outlook through enhanced customer experience and engagement.

The investment universe is naturally composed of Internet and mobile financial platforms, payment networks and processors and hardware and software vendors. It can also include more traditional companies whose business model shifts thanks to Fintech innovations.

## Monthly Returns (%)

	JAN	FEB	MAR	APR	MAY	JUN	JUL	AUG	SEP	OCT	NOV	DEC	ANNUAL
2019	10.9%	5.3%	3.1%	5.0%	-6.1%	7.2%	3.5%	-3.8%	-2.5%				<b>23.6%</b>
2018	11.9%	-3.2%	0.2%	-1.4%	9.0%	0.3%	3.0%	12.5%	1.1%	-15.1%	-2.5%	-10.2%	<b>1.9%</b>
2017						-1.4%	5.9%	2.2%	3.1%	5.8%	0.9%	0.3%	<b>17.7%</b>



### Top 3 Holdings


Pagseguro Digital Ltd  
Square Inc - A  
Paypal Holdings Inc

### Top 3 Contributors

Guidewire Software Inc  
SS&C Technologies Holdings  
Alphabet Inc C-Shares

### Bottom 3 Contributors

Pagseguro Digital Ltd  
Gmo Payment Gateway Inc  
Worldline SA



[Click here to learn more: www.atonra.ch/our-research/](http://www.atonra.ch/our-research/)

Sep 2019



#### MAIN FEATURES

ASSET CLASS	EQUITY
LAUNCH DATE	7-JUN-17
<b>CURRENCY</b>	<b>USD</b>
TYPE OF RETURN	TOTAL RETURN
TICKER	NXSRFINT
ISIN	XS1365787230
ISSUER	NATIXIS
ISSUE PRICE	100.0
<b>LAST PRICE</b>	<b>148.1</b>
SHARPE RATIO	0.80
CORRELATION	0.80
BETA	1.63
REFERENCE INDEX	MSCI WORLD NET RETURN
LIQUIDITY	DAILY
NUMBER OF HOLDINGS	19
MANAGEMENT FEES	1.30%
ISSUER FEES	0.35%
PERFORMANCE FEES	15% (High Water Mark)

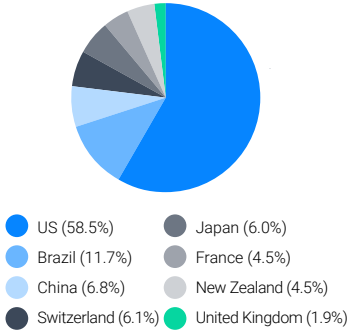
ALL TIME HIGH	ALL TIME LOW
PRICE: 163.3 DATE: 26-Jul-19	PRICE: 98.1 DATE: 4-Jul-17

**Investment Team:**  
a seasoned team of portfolio managers / analysts and engineers supported by the full resources of AtonRā Partners.

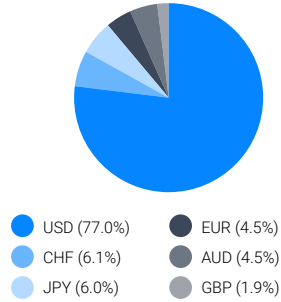
**Click here to discover the entire team**

## Fintech Certificate

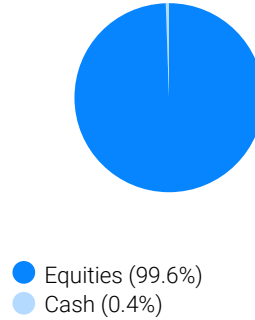
### Geographical Breakdown



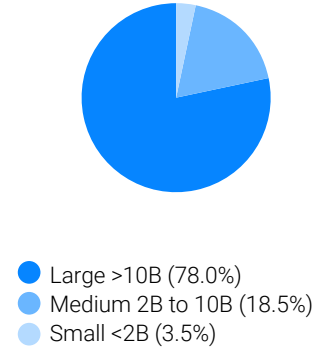
### Currency Exposure



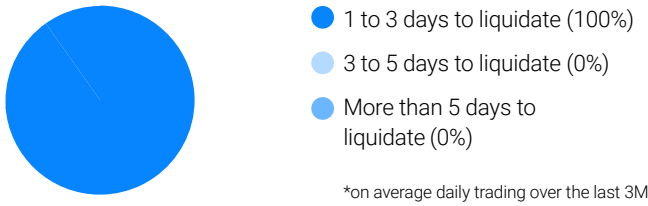
### Asset Allocation



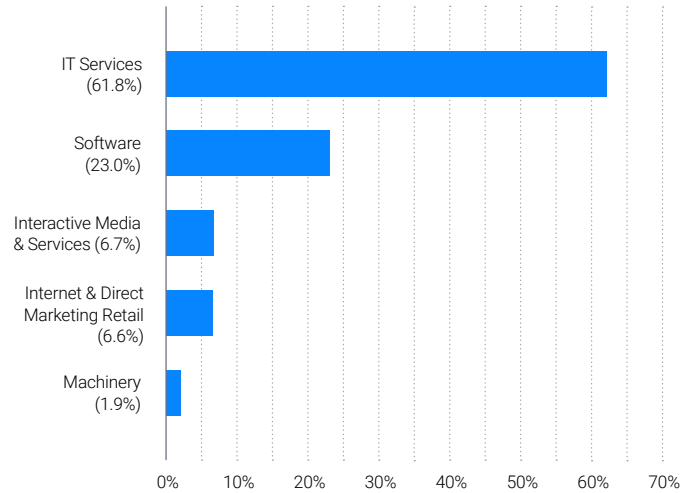
### Market Cap Distribution



### Equity Liquidity\*



### Industry Exposure



### Risk Scale



The actual risk can vary significantly if you cash in at an early stage and you may get back less. You may not be able to sell your product easily or you may have to sell at a price that significantly impacts on how much you get back.

based on Global Industry Classification Standard (GICS)

## Important information

**About AtonRā Partners:** AtonRā Partners is an asset management company, founded in 2004 with head office in Geneva, incorporated under Swiss law, duly approved by the Swiss Financial Market Supervisory Authority (FINMA) under the Swiss Collective Investment Schemes Act. AtonRā Partners is a conviction-driven asset manager combining industrial and scientific research with financial analysis. AtonRā Partners focuses on long-term trends powerful enough to be turned into thematic equity portfolios.

All net estimated returns are based on unaudited, internally prepared assessments and have not been independently verified. The net estimated returns are subject to adjustments as a result of changes or delays in AtonRā's calculations of the profit and loss of the portfolio. Any such adjustments could have a material impact on the estimated net returns of the AtonRā Basket. Net returns are reported after deduction of AtonRā's management and/or performance fees. **Past performance is not indicative or a guarantee of future results.** Investment losses may occur, and investors could lose some or all of their investment. Although AtonRā Partners SA believes that the information provided in this document is based on reliable sources, it cannot assume responsibility for the quality, correctness, timeliness or completeness of the information contained in this report. The information contained in these publications is sent to you by way of information and cannot be divulged to a third party without the prior consent of AtonRā Partners. It cannot be considered under any circumstances as an offer to sell, or a solicitation of any offer to buy financial instruments. Any indices cited herein are provided only as examples of general market performance and no index is directly comparable to the past or future performance of the Certificate. It should not be assumed that the Certificate will invest in any specific securities that comprise any index, nor should it be understood to mean that there is a correlation between the Certificate's returns and any index returns. Any material provided to you is intended only for discussion purposes and is not intended as an offer or solicitation with respect to the purchase or sale of any security and should not be relied upon by you in evaluating the merits of investing in any securities.