



Sustainability Report

2024



✓ VERIFIED

 **ECOENER**

Contents

- Commitment to Sustainability (4)
- Letter from the Chairman (6)
- Global context and challenges of the energy transition (8)
- Strategic Sustainability Plan (9)

01. We are Ecoener

- Main milestones (18)
- Global data (20)
- Sustainable business model (22)
- Where we are (24)
- We foster growth with sustainable financing (27)
- Complying with the highest international sustainability standards (28)
- Impact assessments (29)
- Carbon credits and energy certificates (32)
- Energy storage: increasing the value of assets (34)

02. Governance

- Responsible business model (37)
- Ethical business model (41)
- Sustainability as a core factor (44)
- Towards double materiality (45)

03. Environment

- Environmental management and protection (49)
- Fundación Fragas do Eume (50)
- Biodiversity (52)
- Soil preservation (62)
- Sustainable management of resources (64)
- Consumption of materials and responsible waste management (70)

04. People

- Quality Employment (77)
- Health and safety (86)
- Social responsibility (88)

Appendices

- I: List of entities of Ecoener (104)
- II: Index of GRI contents (109)

Commitment to Sustainability

Ecoener has once again been awarded the Dark Green rating by Standard & Poor's, highlighting the fact that 100% of its income and expenses meet sustainability criteria, which reaffirms its commitment to energy transition and reduced emissions

In **2024**, **Standard & Poor's** awarded Ecoener the **Dark Green** rating for the second year running. This is the maximum rating in the **Shades of Green** scale, in which the company was praised for its firm commitment to sustainability and governance.

Shades of Green classifies company activities and strategies according to their contribution to a future with **low carbon emission and climate change resilience**. The **Dark Green**, rating is the highest score and is reserved for projects and solutions aligned with this long-term vision, in which our solar, wind and hydroelectric assets are regarded as outstanding examples of sustainable solutions.

The evaluation highlighted the fact 100% of the income, and the operational (OPEX) and investment expenses (CAPEX) meet the **Dark Green** criteria, which reflects a total commitment to sustainability. Revenue comes solely from activities related to renewable energy, such as generation, trade and specialised services in engineering, operations and maintenance. The expenses are directly linked to construction, planning, operation and marketing of our own and our partners' renewable energy facilities. This guarantees that all the investments and operations directly contribute towards the transition to a sustainable energy model and reduced carbon emissions.

Llanos de la Aldea wind farm (Canary Islands, Spain)



Ecoener receives the highest Shades of Green rating from S&P for the second year running

Highest recognition for company sustainability



Activities aligned with a long-term vision of future climate resilience and low carbon emissions.



Peneda hydroelectric power plant (Galicia, Spain).





Luis de Valdivia
Chairman of Ecoener

Letter from the Chairman

2024 was a year of major advances for Ecoener, and naturally we would like to reflect that progress in this Sustainability Report. By doing so, we reaffirm our commitment to transparency.

In a global context marked by energy transition, we have continued to foster our sustainable development with specific actions in social and environmental issues that reflect the way we do things at Ecoener. Our aim continues to be clear: to contribute to a more sustainable future through clean and efficient energy generation, helping with the development of the communities where we are present through our activities.

We are proud to see how the renewable energy generated by Ecoener prevented the emission of 328,513 tons of CO2 into the atmosphere and provided the equivalent in consumption terms to 176,377 families.

The result of our efforts is that, for the second year running, we have obtained a Dark Green rating, one of the most prestigious scores in

sustainability that a company can receive from Standard & Poor's. Our projects also follow the Equator Principles and the Standards of the International Finance Corporation (IFC), thus complying with the highest international sustainability standards and practices.

Over the course of the year we achieved significant milestones to generate a positive impact with our work. To do so, we have highly committed local teams that really understand the needs of each territory and adapt our wide range of sustainable initiatives. One of our priorities in environmental issues is to measure our carbon footprint. This analysis provides the basis needed to design and implement effective emission reduction strategies, thus reaffirming our role in the fight against climate change. For the second year running we verified the Scope 3 of the carbon footprint and included new categories.

"Our aim continues to be clear: to contribute to a more sustainable future through clean and efficient energy generation, helping with the development of the communities where we are present through our activities"

We also continue to optimise the use of resources to reduce the impact of our operations.

Going beyond the direct impact of our operations, we also actively work on recovering and improving the natural setting where we operate. In Colombia, we launched a Biodiversity Offset Plan involving the restoration of 300 hectares of Premontane Dry Tropical Forest, which is one of the most endangered ecosystems in the world. The plan is being carried out in the municipality of Ocaña, with positive impacts in environmental and social terms.

In the Dominican Republic, we are making progress with the agrivoltaics project at Cumayasa 1 and 2, where the interaction between sheep, cattle egrets and turkey vultures fosters an ecological balance that strengthens operational and environmental sustainability, optimising resources and minimising negative impacts.

We continue to foster the development of the Fundación Fragas do Eume, established in 2023, with the firm objective of its consolidation as a benchmark in the defence, conservation and protection of Fragas do Eume Natural Park, recognised as one of the most valuable Atlantic forests in Europe.

Our commitment to people and the environment is also a priority for us. Throughout the year, we reinforced social initiatives to promote sustainable development in our regions, fostering local employment, educational projects and improving infrastructures. For example, in Colombia we have a project in progress that enables public lighting to be improved in the villages near the photovoltaic power station of Ardobela; in Guatemala, we have helped communities to improve primary schools near the projects.

From a business perspective, Ecoener has strengthened its international expansion by setting up new assets and entering new markets such as Canada, where we plan to build and operate a 140 MW wind farm in

collaboration with the Lheidli T'enneh First Nation, one of the Canadian indigenous peoples. This collaboration reflects our commitment to establishing solid relationships based on trust with the local communities in the regions where we operate.

Ecoener now has a total of 787 MW in assets in operation and under construction, three times the amount when it started trading on the stock market. The challenge for the future is to continue growing in a balanced and sustainable manner. With a clear goal of 1,000 MW in operation and under construction by 2025, we will continue to consolidate as a benchmark in the renewable energy sector, fostering the energy transition and actively contributing to global decarbonisation goals.

None of this would be possible without the efforts and commitment of the human team at Ecoener, the trust shown by investors and the support of our suppliers and the communities that we work with. My sincerest thanks to all of you.

Global context and challenges of the energy transition



The energy transition is one of the most urgent global challenges, driven by the growing need to decarbonise the world economy and so ameliorate the effects of climate change. **The Paris Agreement**, which was signed in 2015, was a catalyst for a series of important agreements and regulations in the energy sector. In this context, Ecoener wants to contribute to the transformation of the energy industry and the reduction of emissions through a range of renewable energy projects in the countries where it has a presence.

As a result, the regulations on decarbonisation and energy transition are playing a major role in Europe. **The European Green Deal** and the **“Fit for 55”** legislative package are setting

Detail of a wind turbine, La Florida 3 wind farm (Canary Islands, Spain)

a clearly defined route to climate neutrality by 2050, with intermediate targets such as reducing greenhouse gas emissions by 55% in 2030. In this context, the promotion of renewable energies and innovative technologies is essential to reach the targets, and the commitment of the private sector is a determining factor in this process.

In the area of energy, the **EU Energy System Integration Strategy** promotes the development of renewable energies and clean technology to decarbonise emission-intensive sectors. The **Renewable Energies Directive (RED III)** sets binding objectives for their use in electricity, heating, transport and industry, reinforcing their role as a pillar for the future of European energy.

Strategic Sustainability Plan

Leading the change towards a sustainable future

At Ecoener, we have a clear commitment to sustainability, which we consider to be a core concept in ensuring a more prosperous and balanced future for people and for the planet. In 2024, we launched the 2024-2026 Strategic Sustainability Plan, which is a roadmap with clear goals for generating positive impacts on the environment and society. This plan tackles the challenges and opportunities in the sector to lead the transition towards a more responsible and resilient business model aligned with the Sustainable Development Goals (SDG) and present global demands.

Advances in our roadmap

- ✓ **Leading the energy transition:**
 - 100% of our installed capacity comes from renewable sources.
- ✓ **Protecting natural habitats:**
 - All our projects include efficient management of the waste value chain.
 - We implement water protection measures in 100% of our projects.
- ✓ **Fostering social and community progress:**
 - More than 35% of our employees are women.
 - 30% of our management team are women.
 - More than 50% of the employment is generated in developing countries.
 - In 2024, we increased our investment in social projects in comparison to previous years.

The 2024-2026 Strategic Sustainability Plan revolves around **four basic pillars** that integrate specific goals and activities:

1. **Commitment to the natural environment**
2. **Commitment to people**
3. **Commitment to a responsible business model**
4. **Commitment to innovation and sustainable business**



Corral de Espino photovoltaic plant (Canary Islands, Spain)

1. Commitment to the natural environment

Respect and care for the natural environment and provide the necessary resources to minimise the impact of our activities

La Gomera wind farm (Canary Islands, Spain)



Protection of biodiversity:

- ✓ We integrate our facilities into their natural surroundings, taking measures such as painting wind turbines to minimise their visual impact and burying power lines, contributing to the protection of birdlife, reducing the risk of collisions and preserving the landscape.
- ✓ We carry out detailed assessments of the impact of our operations and we design environmental offset plans to ensure the achievement of the net zero biodiversity loss goal.
- ✓ We implement advanced systems and technologies for the conservation of the fauna and flora in the environment where we operate.

Transition towards a circular economy:

- ✓ We promote the reuse and recycling of resources through strategic alliances that ensure the correct recycling of key materials like solar panels.
- ✓ We run a detailed analysis of the materials and processes in each facility to implement

solutions that lengthen their life throughout all their phases.

- ✓ We prioritise suppliers who meet sustainability criteria, guaranteeing that the materials and services used show a clear commitment to a circular economy.

Responsible waste management:

- ✓ We work to minimise the generation of waste in all our operations, fostering a management model that prioritises reduction, reuse and recycling, with a commitment to reduce unusable waste as much as possible.
- ✓ We also foster reuse of waste in electronic equipment (office, computers, mobile phones, etc.).

Sustainable water use:

- ✓ We install water meters in our facilities to monitor the use of this resource and ensure that we do not use more water than is strictly necessary.

- ✓ We carry out studies to ensure that hydroelectric power plants respect natural flows in rivers and maintain biodiversity
- ✓ We invest in innovative solutions to optimise water consumption in facilities and promote reuse.

Fight against climate change:

- ✓ We identify opportunities in new markets and countries, prioritising the development of infrastructures that promote the transition towards a clean and sustainable energy model.
- ✓ We implement offsetting measures to mitigate waste emissions, while also integrating climate risks into strategic planning to proactively adapt to the consequences of climate change.

2. Commitment to people

Guarantee decent, fair and favourable working conditions for the entire workforce. Establish solid relationships based on trust with people in the areas where we are present



Members of the Ecoener team in our yearly meeting

Caring for people:

- ✓ We maintain zero accident targets and implement preventive measures to protect the health and safety of all our personnel.
- ✓ We design measures to promote a fair labour environment, such as integrating women into construction work and projects, and employing persons at risk of social exclusion.
- ✓ We organise yearly meetings with the workforce to strengthen links with the teams and foster an atmosphere of collaboration and closeness.
- ✓ We identify improvement areas in the work environment and design action plans that respond to the needs of our employees.

Relationships with communities:

- ✓ We continue to carry out evaluations to identify , prevent and mitigate the possible impacts of our operations on human rights. We also train our teams and subcontractors on human rights policies to ensure compliance with international standards.
- ✓ We design strategic social plans adapted to the needs of each territory, investing in infrastructures, education and sustainable development projects that create value in the communities where we operate.
- ✓ We establish communication channels with communities to receive their suggestions and contributions, ensuring a transparent two-way management.

Fostering stakeholders:

- ✓ We encourage local suppliers and responsible sourcing, and ensure that our partners meet sustainability criteria.
- ✓ We implement awareness-raising campaigns to strengthen equal opportunities, boosting women's participation in the energy sector in regions where their presence has traditionally been limited to other production sectors.
- ✓ We incorporate stakeholder views into our company strategy through constant consultation and dialogue, ensuring that their needs are reflected in our decisions and commitments.
- ✓ We consider environmental impacts and sustainability in our procurement processes, seeking options that favour reductions in carbon emissions and promote responsible practices, over and above the initial costs.

3. Commitment to a responsible business model

Promote a corporate culture based on transparency, integrity, trust and a long-term view.

Compliance and risk management:

- ✓ We raise awareness of our ethical principles among the workforce, suppliers and partners.
- ✓ We are committed to continuously improving our risk management processes, so as to identify and proactively address any potential impact related to our activities. 15 important risks were identified in the risk assessment, none of which were critical, although one was high and several more were moderate risks. One of the main internal risks is the need to ensure adequate transfer of knowledge and leadership; these aspects are particularly relevant within organisations in which vast experience and a strategic view are concentrated in certain roles. On the other hand, external risks include the influence of regulatory issues subject to variability, and the dependency on administrative compliance with deadlines for the completion of actions essential for business operations.
- ✓ From the point of view of sustainability, we carefully consider political, social and environmental factors, including natural events, when analysing sustainability. To manage them, we carry out detailed studies in the promotion and design stages, which enables us to anticipate their impacts and make decisions based on the feasibility of the project.

Ethical and transparent mechanisms:

- ✓ We have a management tool accessible to all employees to facilitate reporting of incidents and complaints, promoting an environment of trust and respect.

El Rodeo wind farm (Canary Islands, Spain)



Integration of reporting in the company strategy:

- ✓ We have a comprehensive system for gathering and reporting non-financial information to ensure that the reports accurately reflect our performance in sustainability and governance.

4. Commitment to innovation and sustainable business

Align the investment plan with the energy transition to drive sustainable business development, reinforcing key technologies and consolidating our presence in the regions where we operate.

Long-term sustainable business:

- ✓ We implement an expansion plan that prioritises the development of sustainable projects, supported by an active search for local partners that promote the integration of our operations in the communities where we operate.
- ✓ Sustainability is the basis of our operations and is integrated in strategic decision-making and daily management, pursuant to the commitments within the framework of the 2030 Agenda.

Sustainable technological innovation:

- ✓ We are committed to using cutting-edge technology in our projects, ensuring not only quality but also environmental protection.
- ✓ We foster digital transformation in the company through methodologies that promote an innovative culture, strengthen information security and train our team to successfully lead the transition process.

Detail of a solar panel, photovoltaic plant in the Canary Islands (Spain)



Contribution to the Sustainable Development Goals in 2024



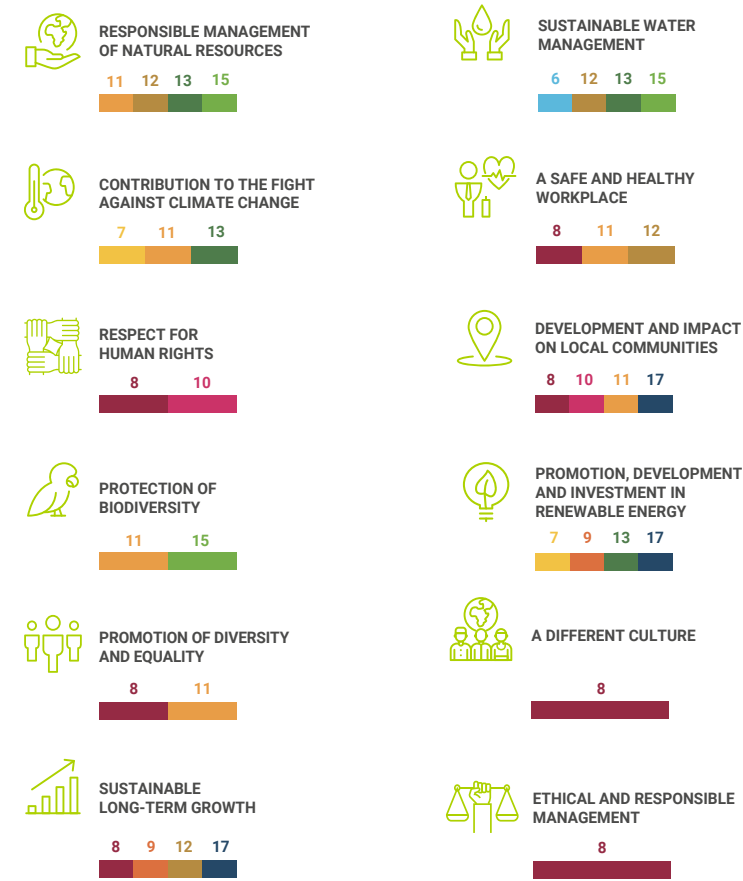
Ecoener reaffirms its commitment to the 2030 Agenda and the Sustainable Development Goals (SDG) established by the United Nations in 2015. We believe in the positive impact of our activity and we work to integrate sustainability into all of our operations, contributing locally and globally to sustainable development through innovative and responsible strategies.

SDG 7 Affordable and clean energy

- ✓ In 2024, we increased our capacity to generate renewable energy with the start up of new photovoltaic projects.
- ✓ We promote the use of advanced technologies to optimise energy management and distribution.
- ✓ We optimise our facilities to ensure safety and sustainability in energy generation.
- ✓ All our projects deliver 100% renewable energy in the countries where we operate, contributing to a diversification in their energy mix.

SDG 9 Industry, innovation and infrastructure

- ✓ We incorporate innovative technologies that optimise production at our facilities and renewable energy generation.
- ✓ We invest in technology to increase efficiency and minimise environmental impact.



SDG 11 Sustainable cities and communities

- ✓ We carry out improvement projects in the communities where we operate, including infrastructures and access to essential services.
- ✓ From the moment when the project is promoted, we establish an open dialogue with the community through information meetings and consultations, guaranteeing transparency and local integration. We generate employment and promote sustainable economic development in the regions where we operate.

SDG 13 Climate action

- ✓ We continue to verify our carbon footprint in accordance with international regulations. In 2024, we increased the calculations for new Scope 3 categories.
- ✓ We have designed new sustainable financial products to foster the transition towards a low carbon economy.

SDG 6 Clean water and sanitation

- ✓ We monitor water consumption in all our facilities and promote efficient water use.
- ✓ We protect the water courses near our facilities during the construction phase. We control traceability in water consumption, a process that is also related to SDG 12: Responsible consumption and production.

SDG 15 Life on land

- ✓ We implement advanced surveillance systems in wind farms to product local birdlife.
- ✓ We develop environmental restoration programs with native species to improve the ecosystems near our facilities.
- ✓ The Fundación Fragas do Eume continues to work on conserving the natural habitats of the Natural Park.



At Ecoener, we believe that sustainable development is essential for achieving a future in which economic growth, social wellbeing and care for the environment can go hand in hand. Our purpose over more than 35 years has always been a clear one: to create renewable energy projects that create value for society and the planet, and thus contribute to the global decarbonisation target. We build, operate and manage clean energy facilities with a diversified model that includes hydraulic, wind and solar energy and storage projects.

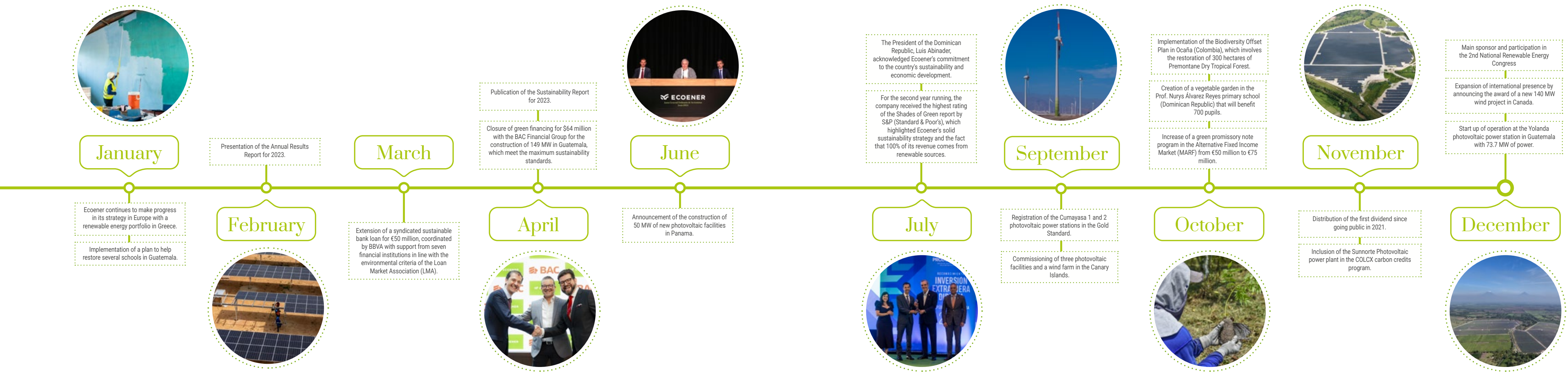
This comprehensive approach has enabled Ecoener to continue to consolidate its global presence. In 2024, it was present in 13 countries, which reinforces its strength in the sector and its capacity to generate a positive impact on more communities. Our business management is based on solid ethical principles and a responsible vision of socioeconomic development.

Since 2022, the company has been part of the United Nations Global Compact and, in 2024, this undertaking was renewed, strengthening its support for the ten principles on human, labour and environmental rights of the Global Compact, and for the Sustainable Development Goals of the 2030 Agenda.




Wind farm in Lalin (Galicia, Spain).

Main milestones



Global data



Environment

105,151.23 tCO₂
SCOPES 1, 2 AND 3 OF CARBON FOOTPRINT FOR 2024.
VERIFICATION OF SCOPE 3 IN CARBON FOOTPRINT
FOR THE SECOND YEAR

256.99 t
VALORIZED WASTE

328,513 tCO₂
AVOIDED THANKS TO OUR RENEWABLE ENERGY
PRODUCTION

60,674 t
OF FOSSIL FUELS SAVED

118 ha
SURFACE AREA FOR
AGRIVOLTAICS SYSTEMS IN OUR FACILITIES

91 %
LESS WASTE THAN IN 2023

34,300 m²
REFORESTED IN THE CANARY ISLANDS

300 ha
OF PREMONTANE DRY TROPICAL FOREST RESTORED

Governance

€81.7
MILLIONS OF REVENUE

€42.1
MILLIONS OF EBITDA

€57.5
MILLION IN OPERATIONAL COSTS

€9.3
MILLION IN WAGE COSTS

705,507 MWh
PRODUCED

Social

€387,876
INVESTMENT IN SOCIAL PROJECTS

176,377
FAMILIES SUPPLIED WITH OUR ENERGY

887no.
TOTAL SUPPLIERS

43 %
SPENT ON LOCAL SUPPLIERS

15 %
LOCAL SUPPLIERS IN SPAIN

236
EMPLOYEES

1
DISABLED EMPLOYEE

36.86%
FEMALE EMPLOYEES

30%
FEMALE MANAGEMENT

52.1%
EMPLOYMENT IN DEVELOPING COUNTRIES

32%
REDUCTION IN THE WAGE GAP

67%
INCREASE IN HIRING OF WOMEN


Sustainable business model

At Ecoener, we promote a sustainable and balanced development of renewable energies, adapting each project to its environment, contributing to social progress and minimising its environmental impact

Ecoener’s business model is designed to boost the growth of renewable energies by applying a sustainable and efficient approach in all phases of the projects’ life cycles. We focus on developing and operating clean energy projects based on hydroelectric power plants, wind farms and photovoltaic plants, as well as energy storage projects. We adapt each project to the specific features of its setting to minimise its environmental impact and contribute to the social progress of the communities in which we operate.

Our process

Every project at Ecoener goes through five key phases to ensure a high level of operational control, and positive environmental and social impacts throughout the process:



1. Early stage:

We identify business opportunities, seek financing and evaluate the technical, social and financial feasibility of each project.

2. First stage: promotion and development

We evaluate the environmental impact and manage all the permits and licences necessary to implement the project, while also working on the technical design of the facilities.

3. Second stage: construction

We carry out the construction work and manage the internal logistics, supervising every stage of the process to ensure compliance with technical, environmental and social standards. We implement measures to minimise the impact on the environment, such as adequate waste management and protection of soil, fauna and landscape. We also engage in an active dialogue with the social agents, encouraging their participation and responding to any concerns to promote harmonious development.

4. Third stage: operation

We commence energy production for transfer to the national grid, thus contributing to the sustainable supply of the country. We also manage the associated renewable energy certificates and carbon credits, while we carry out exhaustive maintenance to optimise the operational efficiency of each plant. We also make efforts to mitigate potential environmental impacts. In social terms, we continue to work in close collaboration with the local population, creating shared value and promoting initiatives to foster improvement.

5. Decommissioning stage

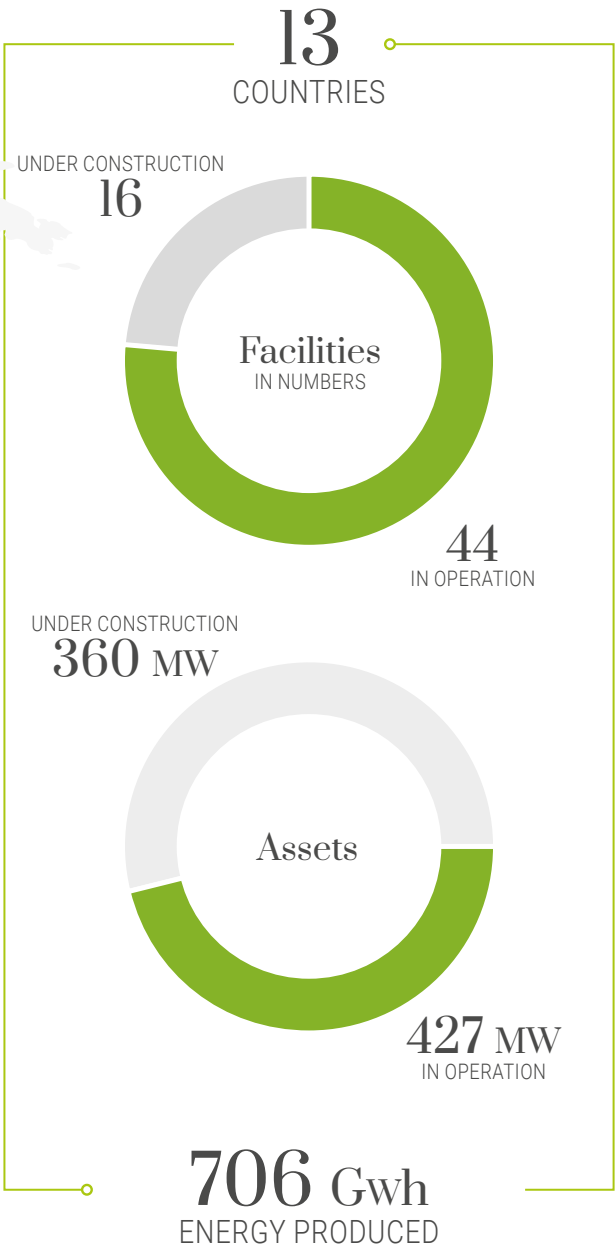
When the plants reach the end of their useful life, we restore the site to its original state, complying with the commitment to minimise any residual impact on the environment.

Where we are

Ecoener is present in 13 countries through its projects in operation and under construction, which make for a total of 787 MW, and its business development offices

At Ecoener, we have an ambitious growth strategy, with stakes in high-profit niche markets in Latin America, the European Union and other OECD markets such as Canada.

At end of 2024 we had a presence in: Guatemala, Honduras, Dominican Republic, Colombia, Panama, Ecuador, Spain, Italy, Poland, Romania, Greece, Indonesia and Canada. In Canada, Ecoener will build and operate a 140 MW wind farm in the province of British Columbia. The project, the first one for Ecoener in this market, will establish a partnership with the Lheidli T'enneh, one of Canada's First Nations.



International Presence

Operational assets by technology			
	2024	2023	2022
Hydraulic	56	56	52
Wind	107	104	104
Photovoltaic	264	182	46
Total	427	342	202


*MW installed power

Llanos del Sur photovoltaic power plant (Honduras)



GEOGRAPHICAL AREA	Assets		Pipeline		
	IN OPERATION	UNDER CONSTRUCTION	BACKLOG	ADVANCED DEVELOPMENT	EARLY STAGE
Spain	185	10	42	-	-
Colombia	41	46	62	-	81
Guatemala	89	74	65	-	-
Honduras	16	-	-	-	-
Dominican Republic	96	182	190	-	24
Other locations	-	48	186	386	340
Total (in MW)	427	360	545	386	445

We foster growth with sustainable financing



Wind turbine at La Florida 3 wind farm (Canary Islands, Spain)

As part of our growth and expansion strategy, we have been listed on the Continuous Market of the Spanish Stock Exchange since 2021.

In October 2022 we arranged, with a consortium of six entities coordinated by BBVA, the first sustainable financing amounting to €85.5 million. In 2023 and 2024, this financing was increased by €10 million and €50.2 million respectively, with the inclusion of two institutions in the bank syndicate.

The loan, aligned with the Sustainable Development Goals, is a novel and innovative financing formula in the renewable energy sector, exclusively intended for projects certified as fully sustainable. The aim of this financing is to accelerate the development of the project portfolio and consolidate the international expansion of Ecoener.

In 2024, long-term loans were formally arranged by local institutions under Project Finance structures for the Cumayasa 4 and Payita 1 photovoltaic power plants in the Dominican Republic, and Yolanda and El Carrizo in Guatemala. The financing for the Dominican Republic was \$93 million, and \$122 million for Guatemala.

Financing by local investors in the Canary Islands for several photovoltaic power plants and a wind farm was also agreed on. The expansion plans for Greece are supported by Cesce thanks to its Green Investment Policy, which guarantees a loan of €2 million granted by Bankinter to our subsidiary Ecoener Hellas for the initial development stage.

As part of Ecoener's investment undertaking, we registered the issuance of a new green commercial paper program on the Alternative Fixed Income Market(MARF), increasing it to €75 million. In 2024, we issued promissory notes at €119.6 million.

We have used a sustainable financing structure aligned with the Sustainable Development Goals as bridge finance to build the photovoltaic power plants in the Dominican Republic, Colombia and Guatemala. When it is replaced by long-term financing from local entities under Project Finance structures, the funds are used to build new plants

Complying with the highest international sustainability standards



Sheep in our photovoltaic power plants in the Dominican Republic

At Ecoener, we consider that sustainability and international best practices are essential foundations for the success of renewable energy projects. Our strategy integrates local regulations and international standards, guaranteeing viable and sustainable long-term investments, and fostering the trust of our funders thanks to responsible management of social, environmental and economic risks.

A key element in Ecoener's financing is compliance with the Equator Principles, which establish rigorous assessment processes to mitigate social and environmental impacts. We also follow the standards of the International Finance Corporation (IFC), which provide clear guidelines to ensure the compliance of projects with the best international practices on sustainability and responsibility.

This perspective also enables us to align with the UN Sustainable Development Goals (SDG), attracting investment committed to sustainability and facilitating access to responsible funding sources.

Impact assessments

Sustainability is the basis on which we build each project. Ecoener takes the impact of its activities very seriously; thus, we carry out highly detailed assessments that cover governance, environmental, social and economic issues. This approach allows us to clearly see the positive and negative effects of our operations on the communities and areas where we operate. With each analysis, we implement corrective and preventive measures to maximise environmental benefits and minimise any potential adverse incident.

The commitment to ongoing impact assessment drives us to stay at the forefront of company responsibility and inspires us to constantly explore new ways to improve and ensure sustainable performance that meets the highest standards in the industry. Before implementing any project, we carry out rigorous studies that guarantee not only legal compliance but also the protection of the natural environment in each stage. We comply with the relevant international regulations because, at Ecoener, sustainability is not just a target—it's how we understand our role in the future of our planet.

Sustainability guides every project, applying measures to maximise benefits and minimise adverse impacts



Ecoener personnel at the company facilities in the Canary Islands (Spain)

We have created local employment, fostered infrastructures and promoted education in renewable energies. We implement measures to preserve the environment and harmonise our projects with the ecosystem

Contribution to sustainability

- ✓ **Creating local employment:** Ecoener's investments have contributed significantly to job creation in local communities, supporting sustainable economic development and improving living conditions in the locations where we operate. We also promote technical training in renewable energies, which fosters the development of local skills.
- ✓ **Development of infrastructures:** Our projects boost the development of local infrastructures, such as roads and power grids, which benefits neighbouring communities, facilitates access to essential services and improves connectivity, reducing infrastructure gaps in remote areas.
- ✓ **Income for communities:** With agreements and collaboration processes, we promote the creation of additional income for local populations, contributing to their financial stability. This collaborative work includes investments in community projects, such as health, education and wellbeing programmes.
- ✓ **Education and awareness-raising on sustainability:** We implement educational and awareness-raising programs to promote greater understanding of the long-term benefits of renewable energies and the importance of sustainable development. We also raise awareness about environmental protection, energy efficiency and adaptation to climate change.
- ✓ **Improving air quality and reducing the carbon footprint:** Renewable energy facilities contribute to reduce greenhouse gas emissions, improve local air quality and support compliance with international climate undertakings. This has a positive impact on public health and on environmental wellbeing.
- ✓ **Conservation of natural resources:** By making use of inexhaustible energy sources, such as the sun and the wind, our facilities help to protect natural resources, reducing pressure on ecosystems and promoting more efficient use of them, which in turn contributes to the preservation of local biodiversity.
- ✓ **Fostering the energy transition:** We support the transition towards a cleaner and more sustainable energy model, reducing dependence on polluting energy sources and favouring a low-carbon economy. This also implies a commitment to future generations and the wish to ensure a cleaner and healthier future.
- ✓ **Strengthening resilience in the face of climate change:** By helping to create diversity in energy sources, our plants contribute to greater energy resilience in the face of extreme climate events and fluctuations in the energy supply, which benefits local residents and the country's economic stability.

Environmental challenges

- ✓ **Changes in land use:** Installing renewable facilities can bring about changes in land use, affecting its availability for other activities, especially in rural areas. To mitigate this effect, we work with local leaders in planning land use, we evaluate alternatives that minimise alterations to farmland and wild areas, and we promote practices to optimise the use of available land.
- ✓ **Potential noise and visual pollution:** Some areas near wind farms can be affected by visual and noise pollution, which can potentially affect the quality of life in neighbouring communities. To counteract it, we implement design measures that minimise noise, and select the right locations and technologies with a low-sound impact. We also make efforts to integrate wind turbines more harmonically into the landscape by using colours that blend them into their surroundings. We also install screens of native plant species at photovoltaic power stations to reduce their visual impact.
- ✓ **Use of natural resources during construction:** Although a renewable energy plant is based on inexhaustible resources, building and manufacturing facilities may involve the use of natural materials and resources. We seek ways to mitigate it by promoting the reuse of materials and selecting suppliers with sustainable practices.

Sustainable results

- ✓ **Dual land use:** To reduce the impact associated with land use, we foster practices that are compatible with local activities, such as agrivoltaics projects that combine photovoltaic energy production with farming or livestock activities. This strategy optimises the use of space and enables the land to continue to be productive, even when it houses renewable energy systems.
- ✓ **Strategic planning for distances:** We carefully select the locations of wind farms to respect the need for adequate distances from residential areas and the specific characteristics of the land, thus mitigating the possible effects of noise and visual pollution.
- ✓ **Commitment to local communities:** Ecoener maintains an open and constant dialogue with neighbouring communities in the areas where we have a presence. This participatory approach enables us to understand their needs and expectation, which are then reflected in the way we design and implement each project.
- ✓ **Offset programs and local benefits:** To neutralise negative impacts and ensure that local communities directly benefit from our activities, we carry out community development plans and other benefits that promote a fair distribution of the positive results generated by our projects.

Detail of plant screens surrounding Ecoener facilities in the Canary Islands (Spain)



Carbon credits and energy certificates

At Ecoener, we are committed not only to producing clean energy, but also to supporting the Voluntary Carbon Market (VCM) to bring about a truly sustainable future. Therefore, we promote the use of instruments such as carbon credits and renewable energy certificates that not only represent valuable financial opportunities but are also essential for accelerating the development of renewable energies and fostering global decarbonisation.

Arnoya hydroelectric power plant (Galicia, Spain).



Our main sustainability instruments include the following:

- ✓ **Carbon Credits:** Created and marketed on the voluntary carbon market*, they are an important tool in the fight against climate change. Each credit is equivalent to a ton of CO₂ reduced, eliminated or offset thanks to sustainable projects such as renewable energy facilities, improved energy efficiency and carbon sequestration technologies. Companies can acquire these credits to offset their own emissions, thus reinforcing their environmental commitments.
- ✓ **Guarantees of Origin (GoO):** GoOs are issued by official authorities to certify that electricity comes from specific renewable sources, thus offering consumers trust in the transparency of the processes. These certificates enable companies to show their commitment to sustainable energy consumption, contributing to environmental responsibility targets.
- ✓ **I-RECs (International Renewable Energy Certificates):** I-RECs function as a global guarantee of renewable energy generation, and provide a reliable record of clean energy production. Given that they can be exchanged on the international markets, I-RECs ensure that projects contribute towards the global energy transition.



* Voluntary Carbon Market: This market enables companies and organisations to voluntarily acquire carbon credits, investing in projects that mitigate greenhouse gas emissions. Unlike the regulated market, the voluntary market can be accessed by any entity that wants to contribute to reducing emissions beyond legal requirements, promoting sustainability projects such as reforestation, conservation of ecosystems and renewable energy generation.

San Bartolomé hydroelectric power plant (Fragas do Eume, Galicia, Spain)



Progress in our certifications:

Ecoener actively seeks renewable energy certifications and carbon credits in all its facilities:

- ✓ PF Llanos del Sur and AH Las Fuentes 2 are registered in the I-RECs system.
- ✓ All the facilities in Spain have Guarantees of Origin (GoO).
- ✓ PF Cumayasa 1 and 2 were certified Gold Standard in 2024 and PF Cumayasa 4 and PF Payita 1 and 2 are in the process of being certified.
- ✓ The Sunnorte Photovoltaic Plant was registered in the COLCX carbon credits program.

We promote the Voluntary Carbon Market (VCM) with carbon credits, and we are committed to the guarantees of origin and the I-RECs certifications, which are key factors in accelerating decarbonisation

Energy storage: increasing the value of our assets

The company has started to develop a range of energy storage projects. This technology is essential for the future of renewable energy as it offers safety and stability to electrical power supplies. The batteries store electricity and make it available for supply when needed in at times of low production.

Dominican Republic

The Payita 2 photovoltaic park in Nagua (María Trinidad Sánchez province), which is planned to supply 60 MW, is notable for having an advanced energy storage system. The system will have 15 MW of power and a capacity of 60 MWh, which will enable it to store the energy generated by the park during production peaks and then supply at times of high demand or low solar output. The project will significantly contribute towards improving the stability and reliability of the power supply in the Dominican Republic.



Payita 1 and 2 photovoltaic power plant in the Dominican Republic

Canary Islands

The Ecoener storage projects in the island of Gran Canaria will have 9.5 MW of power and a capacity of 21.6 MWh. Investment for the projects amounts to €11.8 million, strengthening the leading role of Ecoener in the renewable energy sector in the archipelago.

The new battery capacity will be integrated into the existing wind farm projects at Arcos del Coronadero, El Rodeo, La Caleta, Las Casillas 1 and Lomo del Moral in San Bartolomé de Tirajana.

To back up the project, Ecoener was awarded 12% of the total funds in the first tender for facilities generating electrical energy from renewable sources, promoted by the Energy Diversification and Savings Institute (IDAE) of the Canary Islands, with Next Generation-EU funds.

We were awarded assistance for 100% of the applications presented in this event. The tender included technical, economic and environmental criteria, along with value creation.



Wind and photovoltaic plants owned by Ecoener in the Canary Islands (Spain)



2 Governance

Responsible business model

Governance structure

Solid governance ensures sustainable growth. The Board of Directors supervises sustainability policies and compliance with ESG (Environmental, Social and Governance) criteria

At Ecoener, we firmly believe that solid and transparent governance is the basis for achieving sustainable and responsible growth. Well aware of the social expectations and global challenges, we have implemented a corporate governance framework that strengthens our commitment to ethics, sustainability and best practices in all our operations.



The Dominican Republic rewards Ecoener's commitment to investment

Board of Directors

The corporate governance of Ecoener is organised around the **Board of Directors**, presided over by Luis de Valdivia and made up of highly experienced professionals who share their knowledge, experience and perspectives. The board not only leads the company but also directly supervises the strategic plan and the sustainability policies, ensuring that all the projects meet the ESG (Environmental, Social and Governance) criteria. Their work is essential for integrating sustainability in the heart of the business process, promoting decisions that benefit both stakeholders and the environment.

The Board of Directors of Ecoener is made up of ten members, 50% of whom are independent directors:



Luis de Valdivia
Chairman
and CEO

**Fernando Rodríguez**
Vice-chairman and CEO

**Eduardo Serra Rexach**
Proprietary Director

**Ana Palacio**
Proprietary Director

**Rafael Canales**
Proprietary Director

**Inés Juste**
Independent Director

**Juan Carlos Ureta**
Independent Director

**Marta Fernández Currás**
Independent Director


**Fernando Lacadena**
Independent Coordinating Director

**Dean Tenerelli**
Independent Director

**Ignacio Gómez-Sancha**
Non-Director Secretary

Annual General Meeting

The **Annual General Meeting of Shareholders** is an essential part of Ecoener's governance structure, representing all the shareholders and functioning as the highest decision-making body. Its agreements comply with the relevant legislation and are binding for all shareholders, thus ensuring transparent and efficient governance. The Meeting's functions and organisation are also regulated by the Regulations of the Annual General Meeting, a key document that sets forth the rules on its functioning and ensure the shareholders' active and orderly participation in strategic decision-making processes.



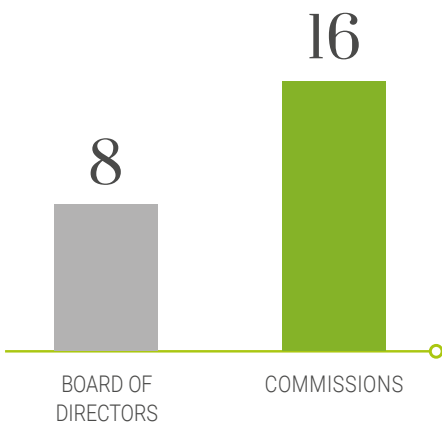
Policies:

- ✓ [Human Rights Policy](#)
- ✓ [Community Relations Policy](#)
- ✓ [Sustainability Policy](#)
- ✓ [Anti-corruption Policy](#)
- ✓ [Money Laundering Prevention Policy](#)
- ✓ Information Security Policy
- ✓ [Code of Conduct](#)
- ✓ [Crime Prevention Manual](#)
- ✓ [Regulation of the Annual General Meeting](#)
- ✓ [Regulation of the Board of Directors](#)
- ✓ [Internal Code of Conduct for Securities Markets](#)
- ✓ [Regulation of the Electronic Forum for Shareholders](#)
- ✓ [Remuneration Policy for Ecoener Board Members](#)
- ✓ [Shareholder Communication Policy](#)
- ✓ [Corporate Tax Policy](#)
- ✓ [Corporate Governance Policy](#)
- ✓ [Shareholders' Remuneration Policy](#)
- ✓ [Director Selection Policy](#)
- ✓ [Internal Control System Policy \(ICFR and ICNFRS\)](#)

Specialised Commissions

To ensure efficient and responsible management, the Board of Directors works in close collaboration with three specialised commissions: the Audit Commission, the Sustainability Commission and the Appointments and Retribution Commission. These provide detailed supervision of critical aspects of the company, such as regulatory compliance, sustainable development and evaluation of talent and salaries. The commissions are essential for ensuring that decisions are responsibly made and align with the interests of our shareholders, employees, customers and communities.

Number of meetings in 2024:



Ciervos hydroelectric power plant (Galicia, Spain).



	2024	2023	2022
Sales	81,725	64,010	72,886
EBITDA	42,062	32,364	42,428
Operating results	24,164	18,654	30,681
Investment	188,982	124,853	121,513
Profit taxes paid	5,253	-784	1,312
Public grants received	5,952	0	6,533
Share value (€/share) as at 31 December	4.50	4.24	4.57
Market capitalisation (as at 31 December) in euros	256,271	241,464	260,258

*Financial data Results in thousands of euros




Detail of photovoltaic power plant in the Dominican Republic

Audit Commission

The **Audit Commission** is made up of three independent directors. Its main function is to supervise the reliability of Ecoener's financial and non-financial information, ensuring that all the processes comply with regulations currently in force. This commission also assesses the effectiveness of internal controls, including the internal auditing department and the risk management system. Its work contributes to the transparency and reliability of our operations, which is an essential factor in reinforcing our investors and stakeholders' trust.

 **Mr Fernando Lacadena**
Chairman, independent
coordinating director

 **Mr Dean Tenerelli**
Member
Independent director

 **Mr Juan Carlos Ureta**
Member
Independent director


 **Mr Ignacio Gómez-Sancha**
Commission Secretary

Appointments and Remuneration Commission

The **Appointments and Retribution Commission** is made up of three independent directors, and their role is vital in ensuring that talent is effectively developed within the company. It is responsible for proposing appointments for senior executives, setting remuneration policies for senior management and reviewing the remuneration plans, ensuring that they are aligned with the Ecoener's strategic objectives. The commission is also responsible for ensuring transparency in the selection process and evaluating the performance of key posts within the company.

 **Ms Marta Fernández Currás**
Chairwoman,
Independent director

 **Ms Inés Juste**
Member
Independent director

 **Mr Fernando Lacadena**
Member
Independent coordinating
director

 **Mr Ignacio Gómez-Sancha**
Commission secretary


Sustainability Commission

The **Sustainability Commission** is made up of three members and play a vital role in Ecoener's long-term strategy. Its mission is to ensure that all the activities and projects are carried out in line with ethical and sustainable principles. The commission coordinates efforts to integrate sustainability into all the company's decision, ensuring that our operations respect the highest environmental, social and governmental standards. In 2024, it reviewed and approved a number of key policies, such as the Remunerations Policy for directors, the Crime Prevention Manual, the Anticorruption, Donations and Sponsorship Policy and the Policy on Money Laundering and Financing Illegal Activities.

 **Ms Inés Juste**
Chairwoman,
Independent director

 **Mr Dean Tenerelli**
Member
Independent director

 **Ms Ana Palacio**
Member
Proprietary director

 **Mr Fernando Rodríguez**
Secretary of the Commission,
executive vice-chairman of Ecoener,
Chief Executive Officer

Ethical business model

We understand that ethics are not just a set of regulations, but a foundation that guides every decision and action we take. Our commitment is not limited to complying with laws and regulations; it revolves around leading with integrity, establishing relationships of trust with communities, partners and stakeholders.

Ecoener's activities are underpinned by a Code of Conduct that defines the fundamental values that inspire us—transparency, respect and sustainability. This code is not a mere protocol; it reflects how we seek to create a positive impact on all the areas where we operate. It is the pivotal element that connects our business vision to a real and tangible responsibility towards people and the planet.

We use this ethical framework to strengthen our commitment to the fight against corruption, bribery, money laundering and the financing of illegal activities. To this end, we identify and assess key risks such corruption between private individuals, favouritism, unwarranted payments and bribery in interactions with public administrations. We use a proactive approach to reduce these risks, which includes rigorous internal processes and the promotion of a company culture based on integrity.

The Ethics Committee is the body that guarantees compliance with the Code of Conduct, managing any breaches and queries that may arise in this regard.

We also have a confidential and accessible reporting channel for workers and third parties, which guarantees secure communication of any incident that goes against Group policies.

Reporting channel

Access to the channel is explained in a manual and privacy is guaranteed in the Privacy Policy, where management of communications is clarified. No complaints were received in 2024.

Involvement with persons and territories

As part of our commitment to the ethical values of responsible actions, we have a Human Rights Policy that guides interactions with the territories where we operate, ensuring that our activities promote the wellbeing of neighbouring communities. This approach includes the implementation of controls in the supply chain to prevent any infringements of rights, and continuous training of the human team, which already has a solid base thanks to specialised programs on the subject.

We firmly believe that a sustainable business is only possible when ethical values are deeply integrated into its operational model. For this reason we regularly update the risks map, applying sustainability criteria that enable us to anticipate the challenged of a changing environment and actively commit ourselves to responsible solutions.

At Ecoener, we not only generate renewable energy; we also generate trust, respect and sustainable development. We know that every kilowatt/hour we produce has the potential to not only transform the economy, but also people's lives and the balance of ecosystems.



Hearing with communities in Guatemala



Ignacio Gómez-Sancha

Member of Latham & Watkins.
Secretary of the Board of Directors of Ecoener

What roles does good corporate governance play in the activities of a listed company?

Corporate governance plays a vital role. It has a clear influence on the cost of company capital and therefore has an effect on its actions. Good governance inspires trust amongst investors, reduces the costs of financing and increases value for shareholders. It also encourages more efficient resource management, and optimises the performance of assets. Its impact spreads to all levels of the organisation, promoting a more efficient administration and improving overall results.

With your considerable experience in the sector, what key differences can you see in the demands of good governance between listed and unlisted companies?

In practice, the differences in terms of the requirements for corporate governance grow smaller as companies grow bigger, since they involve a range of stakeholders, such as suppliers, creditors and employees. However, there are clear differences in regulatory terms. Listed companies have to comply with tougher requirements, such as establishing auditing commissions with a majority of independent members, detailed reports for shareholders and the market, and regular publication of financial statements and remuneration policies.

Such regulations set out to ensure balanced management, to prevent majority shareholders from making decisions that can negatively minority shareholders.

2024 was a year of change. How will the new regulations on sustainability in governance affect listed companies?

The Corporate Sustainability Reporting Directive (CSRD), which will be applicable to listed companies in Spain from 2025, will foster transparency in Environmental, Social and Governance (ASG) issues and the integration of sustainability in company strategies. Some companies like Ecoener are already taking the lead. Since it was quoted on the stock market, it has had a Sustainability Commission in the Board of Directors responsible for offering advice on this matter, although it is not mandatory. The regulations also increase the responsibilities of the boards of directors, demanding closer supervision of compliance with sustainable objectives.

How do sustainability and financial yield define company strategies?

Many studies have analysed the long-term relationship between sustainability and financial profitability; it's a subject of great interest for investors. What has been observed

in a general sense is that companies committed to sustainability get better results, because they related better to employees, consumers, partners, regulators and investors.

One of the most recent studies by the University of Oviedo in 2023 for the UN Global Compact in Spain contained the results of the analysis of companies in the IBEX35 for 2016-2021 and reached the following conclusions: the relationship between sustainability and profitability, in line with previous studies, showed that implementing sustainability actions and measures has absolutely no negative impact on the company's results and businesses that adopt climate change mitigation and adaptation strategies can obtain a competitive edge in the financial markets.

"Businesses that adopt climate change mitigation and adaptation strategies can obtain a competitive edge in the financial markets"

Do investors tend to have more trust in companies with a solid corporate governance?

Absolutely. Warren Buffett, the most successful investor of all times, considers governance to be a key factor for investment in a company, since it guarantees transparent management that is free of abuse. Ecoener sets an example. Although the founder, Luis de Valdivia, still holds 70% of the capital, after its stock market listing, he decided to make 50% of the Board independent, greatly surpassing the average standards for corporate governance and enabling independent directors to have a decisive influence on decision making.

Has impact investment increased in recent years? What factors have led to this?

According to a report by SpainNAB and Esade, published in Forbes in October 2024, impact investment for 2023 in Spain stood at €3,341 million. This increase was mainly due to a growth in direct investment of 26%, reaching €1,517 million, with a big push from venture capital funds, which went up by 32%. The factors that drove this growth are the fact that more and more companies and investors are interested in the venture-profit-impact equation, which means that they are looking for investments that are not only profitable but also sustainable. Having said that, impact

investment is also facing some challenges that are holding back its growth, such as the risk of what everyone calls 'greenwashing' or 'impact washing', and the fact that there are still no clear standards to measure and manage impact.

You played an important role in Ecoener's entry onto the stock market in 2021. Did the company have to take on challenges in governance during this process?

The main challenge was to demonstrate to investors that, despite having a majority shareholder, Ecoener would meet the highest standards in corporate governance. The reports show a compliance of nearly 99% with the recommendations of the CNMV. In practice, the independent directors act with complete autonomy and participate actively in decision making processes. It's wonderful to see how the company guarantees transparent management that is aligned with best practices.

Since the company entered the stock exchange, what improvements have you seen in the internal control systems and the policies of Ecoener?

The improvements have been constant. This year, Ecoener approved a package of key policies for governance, strengthening legal compliance and fostering an ethical and responsible culture.

This fosters transparency and trust amongst stakeholders. One outstanding example is the security policy, which protects physical and digital assets, guaranteeing resilience and business continuity, and the policies on money laundering, anticorruption, donations and gifts, which strengthen the internal control systems and corporate governance.

In your opinion, what are the main strengths of Ecoener in terms of good corporate governance?

The profile of our independent directors is truly exceptional, with a lot of professional experience and know-how in boards of directors. We have experts in investments and financial management from major listed companies. The presence of top level directors shows a real commitment to solid corporate governance and compliance with best practices, guaranteeing solid, transparent and responsible management.

"In 2024, Ecoener approved key policies that have strengthened legal compliance and promote an ethical and responsible culture"

Sustainability as a core factor

Every decision made by Ecoener is based on principles that drive the energy transition, care for the environment and responsible development, creating value in the economic, social and environmental spheres

Sustainability is not an accessory in business, it runs through every decision and action we take. With the **Sustainability Policy**, the company establishes the principles that guide its active contribution to the energy transition, care for the environment and responsible development. This reinforces our vision of creating value in the economic, social, environmental and governmental spheres, to align us with the challenges and opportunities of a constantly changing world.


Our Sustainability Policy: active responsibility

Sustainability is incorporated into every aspect of our business, from good governance and economic growth to protecting the environment, people's wellbeing and the development of the communities where we operate. These commitments can be seen in the specific actions described in the Strategic [Sustainability Plan](#).



La Florida 3 wind farm (Canary Islands, Spain)

Towards double materiality




Arnoya hydroelectric power plant (Galicia, Spain).

We carried out a double materiality analysis that enabled us to identify and prioritise the key themes in our business activities and in the social and environmental areas where we operate. This study was carried out in line with the methodology established by the standards of the Global Reporting Initiative (GRI), while work is being done to adapt this approach to comply with the Corporate Sustainability Reporting Directive (CSRD).

The methodological process included an initial diagnosis of the energy sector and the most relevant practices, complemented by in-depth interviews with key profiles of the organisation, along with a questionnaire for stakeholders (employees, society, management team, suppliers, public administration and regulators, local communities and investors).

Double materiality analyses enable us to identify and prioritise the key topics with a business, social and environmental impact



This information was then used to design a double materiality matrix that combines the strategic priorities identified by management and the Sustainability Commission, with the perspectives and concerns expressed by stakeholders. This focus made it possible to classify and prioritise the key topics according to their financial, social and environmental importance and impact.

Notable aspects of this process include:

- ✓ **Professional:** talent management, diversity and inclusion, working conditions, occupational health and safety.
- ✓ **Environmental:** climate change, protection of biodiversity, water management, reduction of emissions.
- ✓ **Business:** sustainable financing, cybersecurity, regulatory compliance and relations with public administrations.
- ✓ **Local communities:** impact management and local value creation.

After the analysis, the conclusions regarding the most notable material issues were as follows:

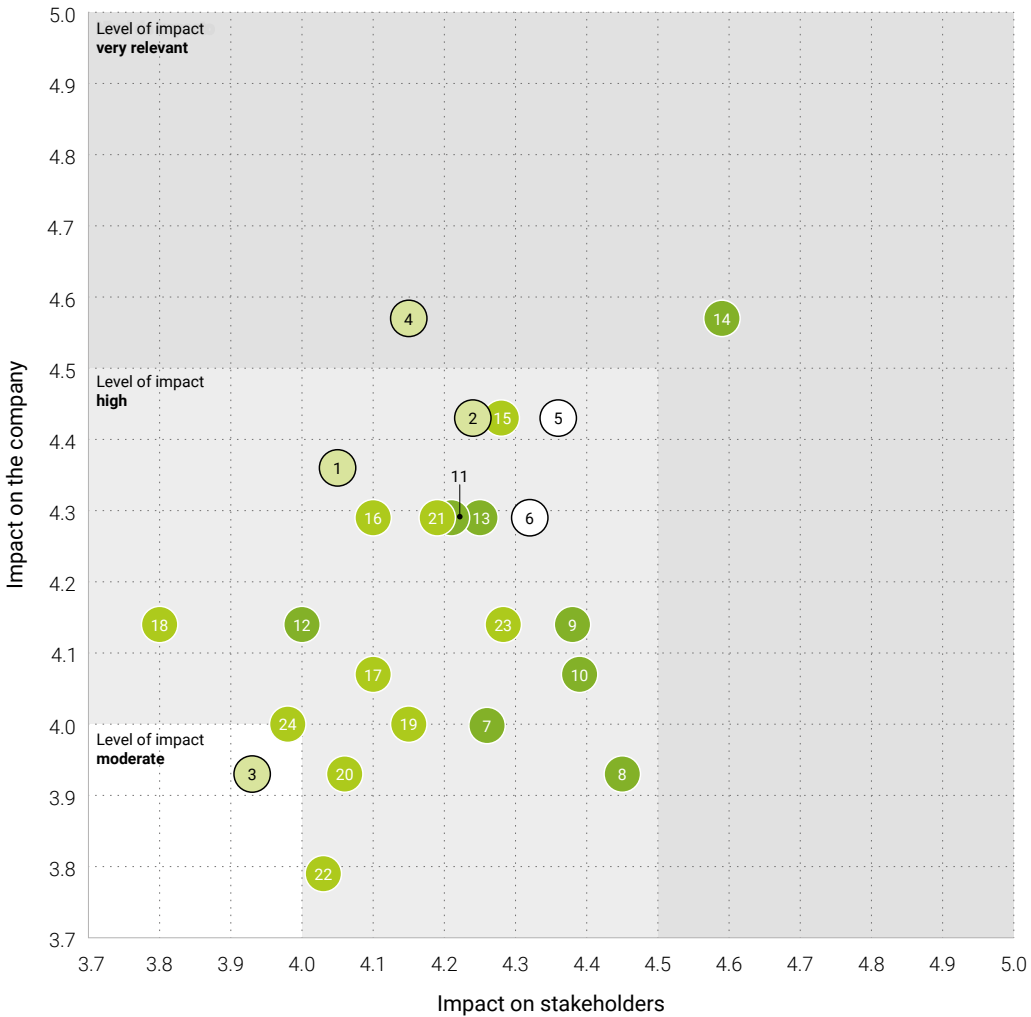
- ✓ Integration of renewable energies into the electricity system.

- ✓ Occupational health and safety.
- ✓ Working conditions.
- ✓ Regulatory compliance.
- ✓ Protection and management of impacts on local communities.

Thanks to this process, the list of material topics was increased from 13 to 24, incorporating new perspectives such as management of the value chain and sustainable finances. Tools such as heat maps and data visualisation also enabled us to accurately prioritise the most relevant issues, thus facilitating detailed and specific monitoring for each stakeholder.



Double materiality analysis



- **Professionals**
 - 1. Talent management
 - 2. Working conditions
 - 3. Diversity and equality in the workplace
 - 4. Health and safety at work
- **Local communities**
 - 5. Protection and management of impacts on local communities
 - 6. Creation of local wealth
- **Environmental sustainability**
 - 7. Climate change
 - 8. Protection of biodiversity
 - 9. Reduction of emissions that contribute to climate change
 - 10. Waste reduction and management
 - 11. Circular economy
 - 12. Innovation in the industry
 - 13. Water management
 - 14. Integration of renewable energies in the electric system
- **Business**
 - 15. Regulatory compliance
 - 16. Sustainable financing
 - 17. Accountability and reporting
 - 18. Independent composition and diversity of corporate governing bodies
 - 19. Relations with public administrations
 - 20. Cybersecurity
 - 21. Transparency with stakeholders
 - 22. Comprehensive management of the value chain
 - 23. Favouring the choice of local suppliers
 - 24. ESG assessment of suppliers



Environmental management and protection



Weir at the Xestosa hydraulic plant (Galicia, Spain)

In line with the growing need for decarbonisation and the target of the European Green Deal, we have adopted environmental sustainability as a principle that underlies our identity, prioritising protection of the environment and linking our activities with the energy transition. In 2024, Ecoener continued to strengthen measures to minimise the impact of the company's operations, prioritising the integration of facilities in the natural setting and applying innovative solutions to protect biodiversity.

We are well aware of the importance of preserving the ecosystems in which we operate. That is why our initiative are geared towards not only ameliorating the negative impacts, but also improving the environmental conditions in areas where we have intervened. Ecological restoration and environmental offsetting focus mainly on recovering degraded habitats and implementing practices that promote the resilience of ecosystems in the face of current challenges.

We start right from the early planning of every project, when we work on reducing interventions on site to a minimum, using monitoring technologies to assess the effects on local fauna. This includes the introduction of systems that ensure connectivity of ecosystems, as steps for fauna and natural barriers that encourage the area to regenerate.

We extend the use of native species in landscape restoration, ensuring their survival by applying advanced and efficient irrigation techniques. We also continue to work in collaboration with local communities to implement natural solutions that not only benefit the local environment, but also create value for the people who live near the facilities.

We strengthen our circular economy strategy with programs for reusing materials in collaboration with nearby municipalities. Initiatives such as the use of waste biomass to enrich farmland enable us to close resource cycles and reduce impacts.

As part of our commitment to biodiversity, we continue to implement measures to protect vulnerable species by installing advanced monitoring technologies such as cameras and sensors that evaluate the behaviour of fauna in real time. This enables us to adapt our operations and ensure coexistence between the facilities and local ecosystems.

Ecoener's aim is to keep a balance between human progress and the protection of the environment thanks to our commitment to sustainable solutions that ensure a long-lasting positive impact.



Fundación Fragas do Eume works hard to conserve the natural park, restoring ecosystems, protecting biodiversity and fostering environmental awareness



Fish ladder at the San Bartolomé hydroelectric power plant (Galicia, Spain).



San Bartolomé hydroelectric power plant at Fragas do Eume (Galicia, Spain)

Fundación Fragas do Eume

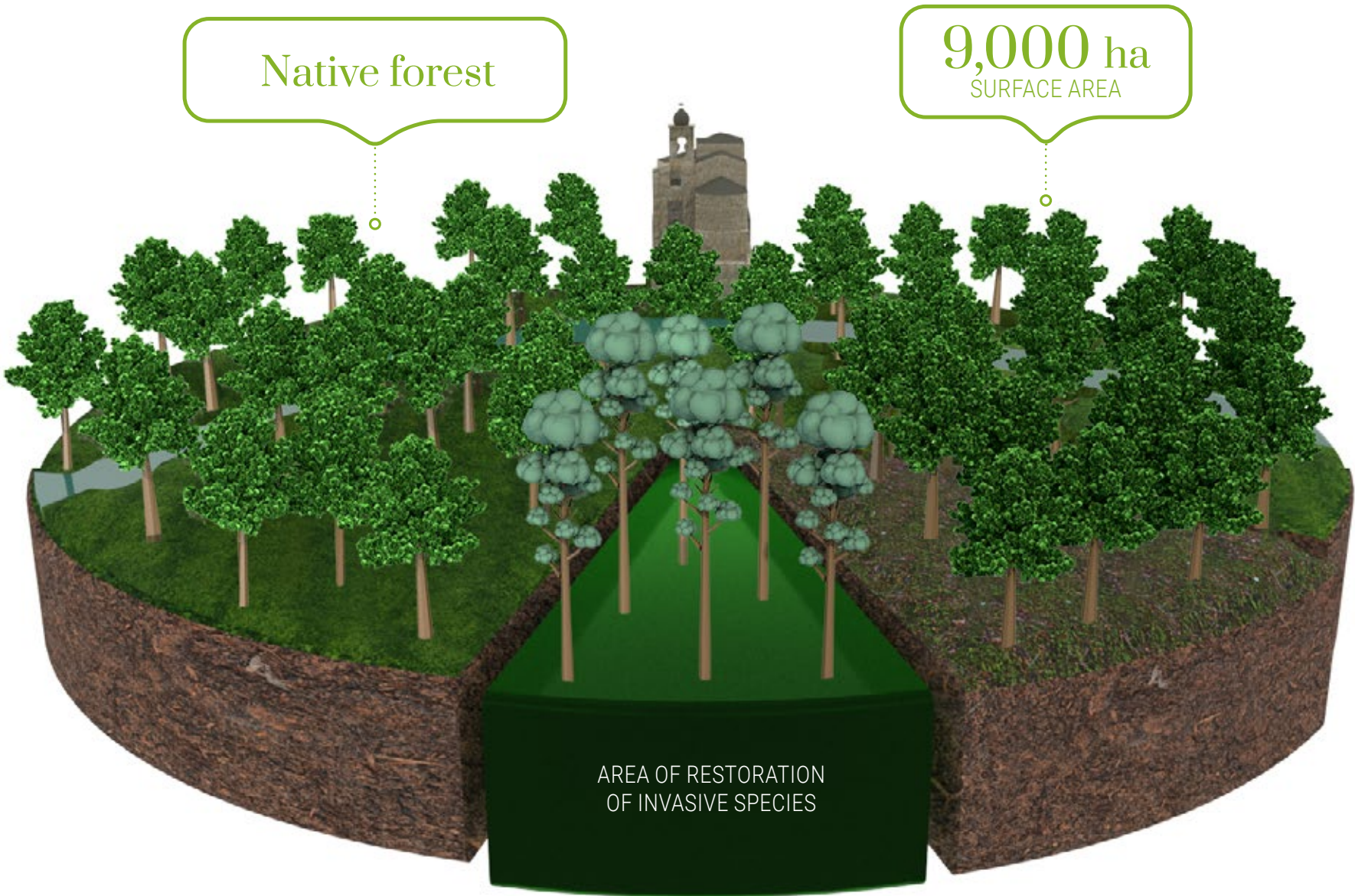
In 2023, Ecoener created the **Fundación Fragas do Eume**, whose main aim is to protect and restore the ecosystems of one of the most emblematic natural jewels of Galicia: Fragas do Eume Natural Park, which was declared a natural park in 1997. Recognised for its biological wealth and scenic beauty, the park is home to one of the best conserved Atlantic forests in Europe and is a shelter for native species of great ecological value.

The Fundación leads initiatives for environmental restoration initiatives, biodiversity preservation and reducing threats such as invasive species and forest fires. Collaboration with local communities, experts and authorities enables the foundation to act as a bridge between conservation and sustainable development in the region.

Main objectives

- ✓ Purchase and leasing of land to eradicate invasive species and favour the proliferation of native species
- ✓ Preservation of micro-reserves, animal reproduction points and places for endemic flora
- ✓ Fostering of environmental knowledge and awareness
- ✓ Promotion of volunteering campaigns to remove invasive species
- ✓ Support for traditional economic activities

Through combined work with the local population, professionals and administrations, the foundation connects environmental conservation to sustainable development in the region



Biodiversity

Protecting biodiversity is a vital element in environmental management. We work hard to conserve the wealth of biological resources and ensure a balance between human progress and the conservation of ecosystems through proactive, sustainable and innovative measures that cover every single phase of a project.

The internal environment teams leads the processes of evaluation and management of impacts on biodiversity in each project. This team makes sure that regulations are complied with, and supervises the design of protective and corrective measures in the promotion phase; it then goes on to implement them during the construction and operation phases. At the same time, we collaborate with local environmental technicians, who provide in-depth knowledge of the specific features of the area and local regulations.



Technological innovation to protect birdlife

Wind farms now have technology with high-resolution cameras and software that identifies targets to detect migratory species and anticipate stoppages of each wind turbine when there is a risk of collision. The tips of the turbine blades have also been marked with red paint to make them more visible, in order to reduce the risk and increase the chances of birds detecting them. These measures have been implemented in wind farms such as La Florida 3 (Gran Canaria) and La Gomera, and significantly reduce risks for birdlife.

Restoration and environmental offsetting measures

Measures adapted to local contexts are applied in projects. One example is the plant screens installed at San Bartolomé de Tirajana (Gran Canaria), where native trees and bushes have been planted in a surface area of of 13,300 m². The screen reduces the propagation of particles and improves integration of the landscape. We have also restored 21,000 m² in La Gomera with native flora such as *Kleinia neriifolia*, *Euphorbia atropurpurea* and Paris daisies. To maintain environmental project restoration, an irrigation system was set up to care for the planted specimens. Given the absence of water in the restored area, the decision was made to install a gravity-fed irrigation system, using several GRG water tanks.

Another major achievement in La Gomera was the collaboration of the island administration in installing small water fountains for local species such as rabbits, partridges and common ravens, the latter of which are an endangered species.

Our hydroelectric plants have fish ladders that facilitate migrations of fish species, thus fostering ecological connectivity and maintaining the natural cycles of the rivers where we operate.



Enclosure of Pitahaya in Cumayasa 1 and 2

Two protected species of flora were identified in the study area of Cumayasa I: *cayuco* (*Pilosocereus polygonus*, VU) and pitahaya (*Hylocereus undatus*, VU), both of which are classified as vulnerable and are registered in the Red List of the Vascular Flora of the Dominican Republic and the CITES Convention. No species included in the Red List of the IUCN (International Union for Conservation of Nature) were found.


A Protected Flora Management Plan was drawn up in 2021 to comply with the Environmental Licence and ensure that these species were protected. The plan set specific measures to conserve, replant and relocated specimens at risk, ensuring their conservation in the project area.

The main actions included:

- ✓ Demarcation of conservation areas, protecting 13,500 m² (1.5% of the site) where populations of protected flora are found.
- ✓ Relocation of *cayuco* and pitahaya plants, transferring them to a 3 metre wide strip on the perimeter.
- ✓ Implementation of a Salvaging Plan from 24 to 28 September 2021, which included extraction, transfer and conservation of endangered species.
- ✓ Creation of an educational area of 3,240 m² for environmental awareness on the importance of protected flora.

The conservation process was carried out using specialised techniques that included careful extraction, orientation marking, taking cuttings, relocation with post-transplant maintenance and evaluation of the rate of survival.

Enclosure of pitahaya in Cumayasa 1 and 2



Advances in 2024

All the conservation measures have been maintained since their initial implementation in 2021 to ensure that these species are protected. Work continues to be done on the perimeter strip to develop it as a stable plant barrier, contributing to local biodiversity and reducing the visual impact of the park.

Ecological dynamics in the agrivoltaics sphere

In the agrivoltaics project at our plants at Cumayasa 1 & 2, we have observed how key ecological relationships have been established between the species, contributing to operational and environmental sustainability. The interaction between sheep, cattle egrets (*Bubulcus ibis*) and turkey vultures (*Cathartes aura*) is an example of ecological mutualism that optimises the management of resources and improves the health of the ecosystem.

Sheep and their role in soil biodiversity

When the sheep graze between the solar panels, they meet a fundamental function in controlling vegetation, reducing competition of herbaceous plants that might interfere with the efficiency of the photovoltaic panels. The constant movement of livestock leads to vegetation being stripped, which encourages the presence of insects and small invertebrates in the immediate surroundings. This process facilitates access to food resources for the cattle egrets.




Sheep grazing between solar panels

Cattle egrets and their role in controlling parasites:


The cattle egrets follow the sheep and play an important role thanks to their ability to catch insects and ectoparasites, such as ticks, flies and other blood-sucking parasites that harm animals. This action not only directly benefits the egrets by offering them a constant food source, it also reduces the number of parasites that feed off the sheep, thus improving their health and reducing the need for veterinary treatment, which improves the sustainability of the livestock rearing process.



Interaction between sheep and cattle egrets (*Bubulcus ibis*)



Turkey vultures (*Cathartes aura*)



Interaction between sheep and cattle egrets (*Bubulcus ibis*)

The role of turkey vultures as decomposers and health regulators:

Turkey vultures play a vital role in the health monitoring process of the ecosystem. Their keen sight and behaviour enables them to quickly detect the presence of dead animals, which helps personnel to use them as a warning signal for possible health risks. This function contributes to the rapid identification of foci of infection, enabling appropriate preventive measures to be taken to protect the health of sheep and other species in the area. Although they do not interact with the sheep, their role in the ecosystem assists in creating a safer and more balanced environment. This process facilitates access to food resources for the cattle egrets.

Global mutualistic interaction

The interactions between sheep, cattle egrets and turkey vultures create an integrated system in which each species plays a key role. The sheep generate food resources for the egrets, while they in turn contribute to controlling parasites, improving the flock's health. The turkey vultures, on the other hand, act as sentinels for the ecosystem, detecting the presence of dead animals with their keen vision. Their role as scavengers enables people to indirectly identify possible health risks, and help to prevent infections from propagating in the area. This model shows how biodiversity and sustainability can be effectively linked in an agrivoltaics system, optimising the use of natural resources and reducing negative environmental impacts.

Offsetting Plan at the Sunnorte photovoltaic plant

To comply with the environmental licence of the Sunnorte photovoltaic plant in Ocaña, North Santander (Colombia), the company has implemented an ambitious Biodiversity Loss Offsetting Plan, thus reaffirming its commitment to environmental sustainability. The aim of the project is to restore 300 hectares of Premontane Dry Tropical Forest, a strategic ecosystem of great ecological and environmental value.

The intervention sets out to promote ecological connectivity, recover ecosystem functions and provide environmental services that directly benefit the community within the zone of influence.

Notable actions

- ✓ **Partnership with the Francisco de Paula Santander University (UFPS):** thanks to collaboration with the Jorge Enrique Quintero Botanical Garden, a temporary nursery has been developed to gather, identify and rescue germplasm from native species. The nursery enables species to be propagated that are vital for restoring the forest and strengthening local biodiversity.
- ✓ **Academic and social participation:** academic and social participation has been promoted with the presence of five students from the Francisco de Paula Santander University, who are developing their skills in Environmental Engineering through paid internships. Collaboration with the botanical garden has also led to the inclusion of four mothers who are heads of their families in work in the nursery that combines a paid income and technical training.
- ✓ **Partnerships for conservation:** cooperative actions have been established with the ADAMIUAIN Civil Society Reserve to protect water resources and conserve the flora of high ecological value, and with the Llano Alto and Quebrada Seca estates through accommodation contracts, with a view to boosting restoration in the areas.
- ✓ **Planned reforestation:** in September, October and November 2024, 50,628 seedlings of native species of the Premontane Dry Tropical Forest were planted. The activities included clearing, digging, transport of vegetable matter and fertilisation, to ensure the success of the restoration process.

Expected short-term positive impacts

- ✓ **Creating local employment:** 20 local people were hired to carry out important work such as planting, clearing and weeding, reinforcing the commitment to local economic development.
- ✓ **Creation of an interpretation trail:** This educational space will enable communities and visitors to find out more about the offsetting process, its benefits and the value of the dry tropical forest. It includes an information station and a rehabilitated area on the banks of the river Algodonal to protect water resources and improve ecological connectivity.
- ✓ **Enhancement of the Botanical Garden:** Bamboo plants will be established to enrich the local flora and consolidate future scientific and educational collections.



Reforestation and ecological recovery in Ocaña

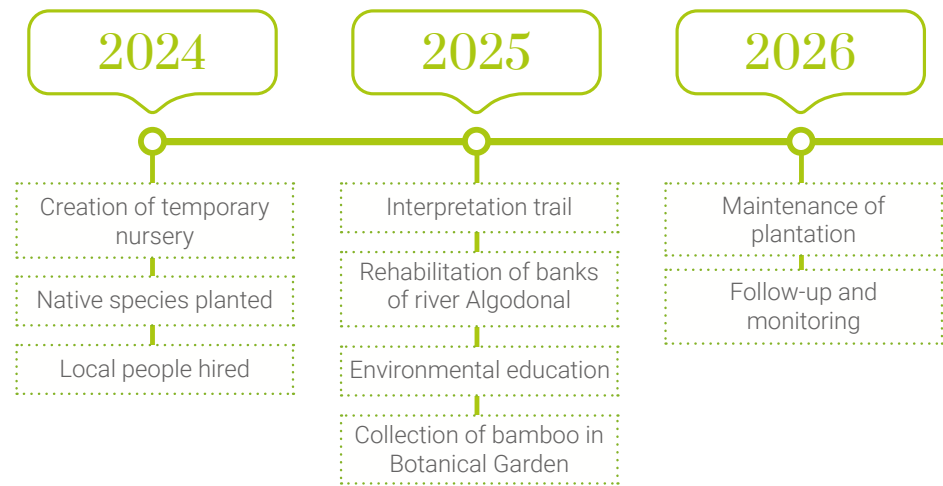
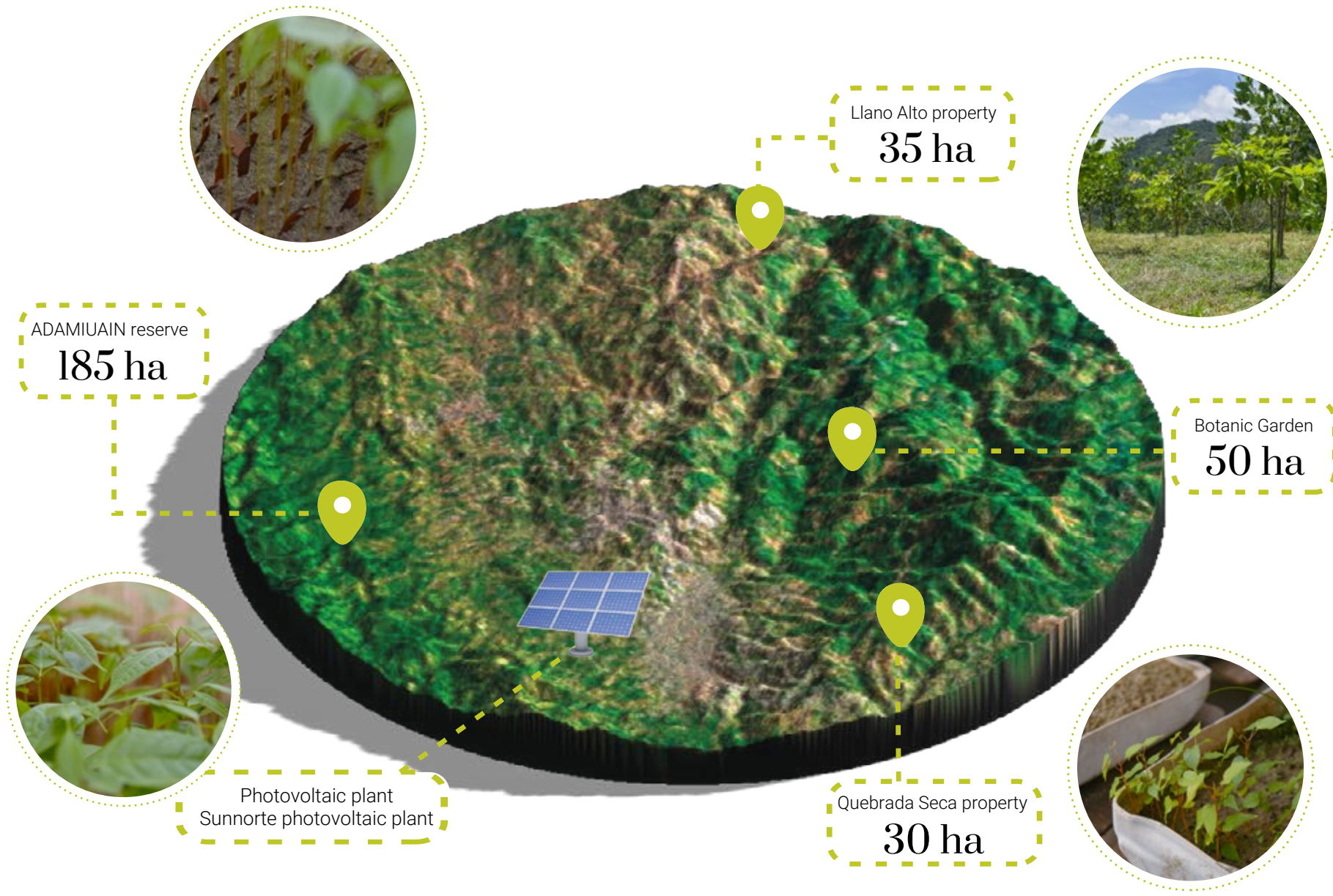
40 ha

OF OLD FARMLAND OCCUPIED

=

300 ha

OF PREMONTANE DRY TROPICAL FOREST RESTORED



Positive impacts

- Conservation and reforestation of premontane dry tropical forest: 50,643 trees planted
- Partnerships with communities for conservation (Francisco de Paula Santander University)
- Protection of water resources and flora
- 18 operatives hired, including:
 - 6 mothers who are heads of household
 - 4 engineering students and graduates of the Francisco de Paula Santander University

Soil preservation

We recover land that has fallen into disuse and protect its biodiversity through ecological regeneration, landscape integration and constant monitoring of processes

Detail of the exterior of the San Bartolomé hydroelectric power plant (Galicia, Spain)



Conservation and responsible use of the soil are essential for ensuring project sustainability. Our focus is on recovering disused land and abandoned agricultural plots, promoting regeneration and protecting their ecological integrity. Through careful management, we seek to harmonise our activities with the natural surroundings and local communities, implementing practices that favour land recovery and the capacity to maintain long-term biodiversity and ecological functions.

Our facilities are mostly placed in land that has lost its productive use, such as inactive or abandoned agricultural plots. This strategic choice enables us to avoid expansion into new areas that could be more sensitive or of great ecological value. By doing so, we make use of land that needs to be regenerated, without putting at risk the biodiversity of ecosystems that are still active or the farming capacity of other areas. With this strategy we also help the local economy, since the income generated from leasing or selling land is reinvested by owners into other more productive areas.

The leased land for the Payita project (Dominican Republic) was given a period of one year and nine months to withdraw farming and livestock activities. After the purchase contract was signed, the rice harvest was permitted and then the land was taken over, while authorisation was given for harvests for self-consumption in areas where building work and safety permitted.

Improvement of the soil is another of our high-priority objectives. In areas that require intervention, we implement restoration and reforestation measures, using native species that help to recover soil fertility, reduce erosion and foster local biodiversity.

Landscape integration

In each project we look for ways to integrate facilities so that they respect the natural setting. One key action in this regard is using underground power lines, which not only reduces the visual impact, but also facilitates traditional uses of the land, enabling farming activities to continue without interference.

We also continuously monitor the state of the soil in all our facilities, so as to detect possible impacts and take corrective measures when necessary.

La Gomera wind farm (Canary Islands, Spain)



Transfer of guáyiga (*Zamia debilis*) in Cumayasa 4

Ecoener has reaffirmed its commitment to environmental sustainability in the Dominican Republic through actions that generate a positive impact in the area surrounding the Cumayasa IV photovoltaic plant. Located in the Cumayasa region, this project occupies an area of humid subtropical forest, where the vegetation had previously been affected by human activity. Specific conservation measures were implemented to mitigate the impacts.

One of the most outstanding actions was the protection of guáyiga (*Zamia debilis*), a species catalogued as vulnerable by the Convention on International Trade in Endangered Species of Wild Fauna and Flora (CITES). The plant has great historical value for the local community and was used by the Taíno people to make bread. Even now, some communities in the Dominican Republic continue to use it to make bread and pastries. 260 specimens of the plant were conserved as part of the environmental undertaking of the project. They were carefully stored and treated under the supervision of botanical experts before being transferred to a controlled area to ensure their preservation and continuation.

Transfer of guáyiga (*Zamia debilis*)



Sustainable management of resources

Efficient and sustainable use of resources is vital for dealing with the environmental challenges of today and guaranteeing a balanced future. The company applies this perspective to implement a range of measures in design, construction, operation and internal management phases to optimise water and energy consumption.

Water

Water is an essential resource for our operations, and Ecoener implements sustainable management in all stages of our projects. Our approach combines respect for water resources and optimising consumption to ensure minimum impact on the natural environment.

In the projects nears rivers, we carry out exhaustive water analyses to ensure its protection. We assess key parameters, such as turbidity and concentration of solids in suspension, and apply specific measures such as installing grit chambers to retain and eliminate solid particles.



Detail of Xestosa hydroelectric power plant (Galicia, Spain).

Use of water in facilities

The amount and purpose of water consumption varies according to the facilities:

- ✓ **Hydroelectric:** the company operates 7 run-of-river hydroelectric power stations that do not extract or consume water. The facilities return water to the river, respecting both the ecological flows and the original composition. Strict conservations standards for water resources are also followed, thus complying with the relevant environmental regulations.
- ✓ **Photovoltaic:** Water use is limited to cleaning solar panels, supplied via cisterns sourced from water wells at the project itself or acquired from suppliers.
- ✓ **Wind:** Wind farms do not consume water in the operational phase, which makes these facilities even more sustainable.

Ecoener's activities generate minimum amounts of effluents, most of which is sanitary water. The effluents are appropriately managed, and sent to local sewage grids or authorised managers in strict compliance with environmental and sanitary regulations.

Monitoring systems such as water meters have been implements on construction sites and facilities for even more precise control. These measures enable consumption to be optimised and guarantee a reduced impact on water resources.

	Breakdown of water consumption		
	2024	2023	2022
Office	616.58	244.78	235.35
On site	39,571.41	18,847.43	10,081.56
Facilities	4,424.36	400.24	1,120.86
Total	44,612.35	19,492.45	11,438
Local network supply (city council)	1,443.58	264.78	235.35
Private network supply (company)	38,777.66	3,101.93	7,249.70
Surface water (rives, lakes, sea)	6.63	19.26	13.14
Groundwater (wells)	4,384.48	16,106.48	3,939.59
Total	44,612.35	19,492.45	11,438

Total water consumption m³

	Compared evolution of ratio in water consumption		
	2024	2023	2022
Energy produced (MWh)	705,507	499,734	382,014
Water consumption (m³/year)	44,612	19,493	11,438
Ratio (water consumption (m³) / MWh produced)	0.06	0.04	0.03

The increase in the ratio of water consumption by MWh produced is due to the increased activity on construction sites, which creates a greater demand for water resources. At the same time, this increase reflects ongoing improvements in our measuring and control systems, which enables us to record the volume of water consumed every year with greater accuracy.

Energy

We believe in the responsible management of energy consumption, fostering efficiency and innovation to reduce environmental impacts. We make use of the energy generated in the facilities themselves, complementing it with storage systems that optimise use to strengthen the transition towards a more sustainable and 100% renewable model.

We design infrastructures for the company to maximise energy efficiency, integrating natural light and sustainable materials with a low environmental footprint. We also implement advanced energy management systems that monitor and adapt consumption in real time to optimise the use of resources. We also add regular preventive maintenance of the equipment to ensure optimal performance and reinforce the sustainability of our operations.

Energy Consumption

Electricity: Electricity consumption is focused on operating renewable facilities, offices and construction sites.

Fuel: Although transport and logistical activities still depend on conventional fuels, progress is being made on optimising and maintaining them to reduce the carbon footprint.

Conventional systems in offices and work centres are being replaced by LED and air conditioning is being improved thanks to insulation and more efficient systems. Energy efficiency criteria are also applied when selecting suppliers and materials, and the reuse of renewable energy equipment materials is promoted, to reduce energy consumption for producing new components.

Energy hybridisation projects combine renewable sources such as solar and wind energy, which enable clean energy production to be maximised, and mitigate the variability of each technology with a constant supply, and reduce dependence on non-renewable sources. The aim with all these measures is to achieve long-term environmental and economic benefits.

Direct energy consumption			
	2024	2023	2022
Fuel	65,386.10	31,508.30	14,839.93
Diesel	284,572.90	71,835.97	49,997.3
Biodiesel	1,833.00	-	-
AdBlue	(+34) 98.30	-	-
Oils and fats	124	-	-
Direct energy consumption (L)			
Indirect energy consumption			
	2024	2023	2022
Electricity	2,162,224.0	1,612,103.46	824,709.30
* Indirect energy consumption (kWh)			

In 2024, all the Ecoener offices in Spain consumed electricity from renewable sources.



Wind farm in Lalin (Galicia, Spain).

Carbon footprint

In line with our commitment to environmental management, at Ecoener we consider measurement of our carbon footprint to be a vital part of our practices. The first stage in this process is to quantify the greenhouse gas (GHG) emissions generated by our operations, which enables us to develop and implement effective reduction strategies.

We carry out complete analyses of our activities, the aim being to minimise our direct and indirect emissions. We actively work to contribute to the global effort to limit the temperature increase to 1.5 °C, according to our commitment to the transition to a low-carbon economy, with the aim of reaching climate neutrality by 2050.

To calculate the carbon footprint, we apply the methodology taken from the GHG Protocol, which classifies greenhouse gas emissions in three scopes:

- Scope 1:** Direct emissions from own sources, such as burning fossil fuels in the vehicle fleet and the use of generator sets.
- Scope 2:** Indirect emissions from electricity consumption at our facilities, construction sites and offices in the countries where we operate.

Scope 3: Indirect emission generated in our supply chain and external operational activities. In 2024, we accounted for five categories in this scope:

- ✓ **Goods and services procured:** Emissions from manufacture of solar panels for the photovoltaic plants of Tamarindo and Ardobela (Colombia), Payita 2 and Cumayasa 4 (Dominican Republic) and Carrizo (Guatemala); and manufacture and transport from cradle to gate of the trackers for the photovoltaic plants of Payita 2, Cumayasa 4, Tamarindo, Ardobela and Carrizo.
- ✓ **Transport and distribution of acquired goods:** Emissions from land and maritime transport of components from place of manufacture to our facilities.
- ✓ **Waste generated in operations:** Emissions associated with treatment and final disposal of waste generated by third parties. This includes emissions caused by final disposal of solid waste and treatment of waste water.
- ✓ **Business trips:** Emissions from air and rail travel.
- ✓ **Employee commuting:** Estimated emissions from means of transport used by employees to commute.

Total GHG emissions

	2024	2023	2022
Direct emissions - Scope 1 ¹	867.55	250.86	156.96
Indirect energy emissions - Scope 2 ²	676.92	424.33	159.21
Other indirect emissions Scope ³	103,606.76	62,941.59	-
-Scope 3, Category 1: Purchased goods	97,947.93	56,466.33	-
-Scope 3, Category 4: Transport of purchased goods	4,741.04	6,389.92	-
-Scope 3, Category 5: Waste	65.42		-
-Scope 3, Category 6: Business trips	627.92	74.15	-
-Scope 3, Category 7: Employee commuting	224.45	11.19	-
Total	105,151.23	63,606.71	316.17

* Equivalent total GHG emissions (in tons)

[1] Scope 1: Associated with sources under Ecoener's direct control, such as the vehicle fleet.

[2] Scope 2: Associated with generation of acquired electricity.

[3] Scope 3: Calculated for first time with data from 2023. The calculation includes purchased products (panels), transport of panels, waste, business trips and employee commuting.

To ensure that our calculations were accurate, we used emission factors provided by the Spanish Ministry for the Ecological Transition and Demographic Challenge (MITECO) for Scopes 1 and 2, and the factors of the British DEFRA (2024) for Scope 3.

In the case of electricity consumption in other countries, emission factors of the interconnected electricity grid for each country were used. Some are given by the electricity system authorities, and in others like Honduras and the Dominican Republic they are calculated from the consumption of fossil fuel used to generate electricity and the electricity generation for 2023, which is the last year when data is available.

In 2024, Ecoener's total emissions were 105,151.23 tCO₂e. Scope 3 took up most of our emissions (98.53%), due mainly to the manufacture of solar panels and trackers (93.15% of the total), followed by transport for these components (4.51%). Scope 2 took up 0.64%, and Scope 1 the remaining 0.83%.

Wind farms on the Canary Islands (Spain)



The comparison with previous years shows an increase in our total emissions, which can be explained by the growth in the number and scale of the projects under construction. In 2024, components were purchased and transported for five photovoltaic parks in Colombia, Guatemala and the Dominican Republic, in comparison to two parks in 2023. 2024 also saw a growth in the Scope 3 categories, including emissions caused by final disposal of waste and the calculation for the footprint of the trackers.

Total emissions by scope and ratios of emission according to scope for each MWh generated by the company:

Total emissions

	2024	2023	2022
Scope 1 (tCO ₂ eq)	867.55	250.86	156.96
Scope 2 (tCO ₂ eq)	676.92	424.33	159.21
Scope 3 (tCO ₂ eq)	103,606.76	62,941.06	-
Energy produced (MWh)	705,507.00	501,790.63	382,014.00
Ratio (Scope 1 emissions / MWh generated)	0.001	0.0005	0.0003
Ratio (Scope 2 emissions / MWh generated)	0.001	0.0008	0.0003
Ratio (Scope 3 emissions / MWh generated)	0.147	0.1254	-
Ratio (Scope 1, 2, 3 emissions / MWh generated)	0.149	0.1268	0.0008
Total	105,151.23	63,616.25	316.17

* Total emissions by scope and ratios of emission according to scope for each MWh generated by the company:

Weir at the Landro hydraulic plant (Galicia, Spain)



Although our carbon footprint has gone up, our renewable energy generating capacity has too. In 2024, Ecoener emitted 0.149 tCO₂e for each generated MWh, which is a higher value than the one for 2023 (0.1268 tCO₂e/MWh), due to increased construction activity. However, this expansion strengthens our long-term positive impact, with an increase of clean electricity generation and contributing to decarbonisation in the energy sector.

Consumption of materials and responsible waste management

We integrated sustainable practices to optimise materials consumption and responsible waste management, aligned with our environmental and social commitments. These practices include:

- ✓ **Efficient use of resources:** We use advanced technologies such as high efficiency solar panels and wind turbines to optimise energy generation while also reducing environmental impacts. These systems are combined with advanced monitoring technology and not only maximise our equipment's performance, but also reduce materials consumption by prolonging the useful life of components and minimising the need to for frequency replacement.
- ✓ **Recycling and reuse:** We promote the recovery and reuse of components in operations, this reducing dependence on new resources.
- ✓ **Minimisation of waste:** We adopt measures from the design phase to the moment the facilities are running to reduce waste creation, optimising the use of resources in every phase of a project's life cycle.
- ✓ **Responsible waste management:** We guarantee correct waste segregation, storage and final disposal, in strict compliance with the relevant environmental regulations. Hazardous and non-hazardous waste are managed by specialised providers to ensure a minimal impact.
- ✓ **Innovation in design:** We prioritise solutions that reduce the amount of materials required and foster the use of more sustainable ones. This includes implementing energy efficient systems and technologies such as LED lighting.
- ✓ **Education and awareness-raising:** We train personnel and collaborators to responsible manage waste, fostering responsible practices such as the use of reusable flasks to reduce plastic waste.

	Materials		
	2024	2023	2022
Paper	698.79	686.07	798.34
Toner	9	9.36	4.63
On-site concrete	21,849,890	8,381,750	-
Cement	318,640	-	-

Materials used by weight (in kg)

Our paper has FSC® certification and the European Ecolabel.



Xestosa hydroelectric power plant (Galicia, Spain).

Supply Chain

Management of the supply chain involves a search for efficiency and sustainability at every stage, seeking balance in the industrial, environmental and social spheres:

- ✓ **Procurement of components:** Close collaboration with suppliers to ensure quality of materials and minimise their environmental impact.
- ✓ **Logistics and transport:** Optimisation of routes to reduce emission and improve efficiency in the transfer of materials to facilities.
- ✓ **Operation and maintenance:** Minimum strategic inventories are maintained and regular inspections are carried out to prolong the useful life of equipment and reduce wasted resources.

We work actively with suppliers and demand minimum standards in human rights and environmental protection, building relationships based on trust and mutual commitment.

In 2024, we developed a supply chain management plan that we plan to implement. As a preliminary step, we have included clauses in contracts with suppliers that require compliance with the code of conduct, human rights and environmental undertakings.

Waste Management

Our approach to waste management covers all the phases in the life cycle of our projects:

- ✓ **Construction:** Implementation of practices to classify and manage surplus materials, collaborating with contractors and supplier to maximise their reduction and reuse.
- ✓ **Operation:** We establish ongoing measures to reduce waste in our daily activities and foster reuse amongst our personnel.
- ✓ **Dismantling:** We apply specific protocols to ensure responsible disposal of materials and restore sites to environmentally safe conditions.

It should also be mentioned that waste generation in different countries can have associated impacts given the widely different local and national legislation for this process. Adequate control and monitoring of waste generation from source, including transport and final destination, are a priority for the company.

Waste generated by type				
		2024	2023	2022
Hazardous	Contaminated empty containers	0.49	0.30	0.60
	Waste from Electrical and Electronic Equipment (WEEE)	0.82	0.03	2.45
	Contaminated absorbents	0.92	2.11	1.30
	Oil filters	0.23	0.24	0.26
	Fluorescent tubes	0.03	-	-
	Used aerosols	0.02	-	-
	Used oil	0.97	2.07	4.12
	Toner	0.02	-	-
	Light bulbs	0.01	-	-
	Lamps	0.22	-	-
	Air conditioning compressors	0.24	-	-
	Batteries	0.81	-	-
	Hazardous CDW	0.64	-	-
	Solar panels	0.10	739.08	-
	Ni-Cd accumulators	0.30	-	-
Non-hazardous	Timber	96.22	60.04	29.00
	Paper and cardboard	7.79	12.00	0.49
	Common refuse	5.49	-	-
	Plastic	29.76	4.39	0.03
	Construction and demolition waste (CDW)	3.48	1,979.97	1,426.10
	Non-hazardous mixture	117.74	142.80	-
	Non-hazardous WEEE	0.15	-	-
Total		266.43	2,949.92	1,464.35

* Waste generated (in tons)

Waste generated by location			
	2024	2023	2022
Facilities	11.44	9.19	9.12
On site	254.99	2,940.73	1,455.23
Total	266.43	2,949.92	1,464.35

* Waste generated (in tons)

Hazardous and non-hazardous waste generated			
	2024	2023	2022
Non-hazardous	260.63	2,944.90	1,455.62
	97.82 %	99.8 %	99.4 %
Hazardous	5.81	5.02	8.73
	2.18 %	0.17 %	0.60 %

* Waste generated (in tons)

Hazardous and non-hazardous waste generated by location			
	2024	2023	2022
Hazardous waste			
Offices	0.06	0.00	0.00
Facilities	5.75	4.71	8.64
On site	0.00	0.31	0.09
Total	5.81	5.017	8.73
Non-hazardous waste			
Offices	0.59	0.48	0.48
Facilities	0.11	4.00	-
On site	259.92	2,899.33	1,455.14
Total	260.63	2,903.81	1,455.62
* Waste generated (in tons)			

Tons of waste generated by MWh produced			
	2024	2023	2022
Energy produced (MWh)	705,507	499,734	382,014
Ratio (waste produced (t)/ MWh produced)	0.0004	0.006	0.004

Reused waste (t)	
	2024
Reused hazardous waste	2,40
Reused non-hazardous waste	254.59
Total reused waste	256.99

Waste generation in our operations is irregular in frequency, given that it is accounted for when construction work ends, which leads to significant fluctuations between different periods.

Hazardous and non-hazardous waste (which is not similar to urban waste) are sent to authorised managers. Waste similar to urban waste is managed by the municipalities in the areas where our projects are located. It is collected at the plants and sent to facilities for subsequent treatment.

Environmental responsibility: beyond regulation



Environment and Sustainability Team in Spain

Sustainability and respect for the environment are inherent values in our activities. Our Environment and Sustainability Department plays a decisive role in ensuring that every project is developed with an environmentally responsible approach from design to operation.

“Our work is not limited to meeting regulations; we aim to go beyond standards and generate a positive impact on ecosystems and communities”, explains the Ecoener Environment Department

This involves assessing the environmental feasibility of projects in their early stage, selecting technical alternatives with the best impact and ensuring the compliance of corrective and offsetting measures during a project’s useful life.

Respect for the surroundings is an essential part of Ecoener’s identity. “We self-impose higher standards because we don’t just want to generate clean energy but also do it in such a way as to optimise resources and respect ecosystems”, states the company. To do so, we work with international certifications such as Gold Standard and follows the guidelines of bodies such as the International Finance Corporation and GRI, to ensure that our projects are socially and environmentally responsible.

Transversal sustainability

With a presence in thirteen countries, Ecoener guarantees compliance with local regulations without losing sight of the best international practices. A specialised team analyses every regulation and collaborates with local advisers to ensure alignment with the specific requirements of each region, developing relationships of trust with communities and authorities.

At Ecoener, our local teams use their solid experience and training to ensure compliance with environmental legislation and effective management adapted to the regulatory and territorial features of each region

For Ecoener, environmental sustainability should also include social dimensions and governance. Responsible management involves making transparent decisions and fostering the participation of social agents. “It’s not enough to minimise the environmental impact, we also have to guarantee direct benefits for local populations, such as employment and renewable energies”, explains the Environment Department.

Every Ecoener facility is designed with integration into the landscape in mind, through analysis of the topography, flora and climate, and selection of adequate materials. We also propose corrective measures to ensure a project’s environmental viability without compromising the ecological balance.

Initiatives that make us proud

In 2024, the company reaffirmed its involvement in developing key environmental projects. These include the conservation of 300 hectares of premontane dry tropical forest in Ocaña, Colombia, an initiative within the Biodiversity Offsetting Plan at the Sunnorte solar plant. Through this program, the company established collaborative agreements with the Francisco de Paula Santander Ocaña University and ADAMIUAIN, a nature reserve given over to protecting water resources and conserving

the native flora in the region. These partnerships strengthen ecological connectivity and foster environmental education in the community.

In Spain, the company has planted and maintains plant screens in solar farms near Juan Grande, Salinas del Matorral and Castillo del Romeral, in San Bartolomé de Tirajana (Gran Canaria). A second replanting campaign was also completed at the wind farms of La Gomera (Canary Islands), with almost 900 native species gifted by the nursery of the regional government of La Gomera. A drip irrigation network was installed to ensure the plants’ survival and growth.

With these initiatives, Ecoener has demonstrated that operating in renewable energies is not just a global need to reduce contaminating emissions, but also an opportunity to drive growth and improve the quality of life of the communities that are close to our energy facilities.



Quality Employment

Ecoener believes that access to quality employment is essential for professional and personal growth. With a workforce of almost 240 employees, our direct hiring policy ensures fair and balanced working conditions for everyone. We apply rigorous selection criteria aligned with the principles of equality, ensuring that our job opportunities are accessible from anywhere in the world.

In 2024, we hired 67 men and 46 women, promoting generational diversity with recruitments from all age groups. Our commitment to job stability is reflected in the fact that all our employees work full time as part of the Ecoener team. We only take on subcontractors when we need specialists for certain phases of a project, and always on a full-time basis. Our personnel are based mainly in Spain, with approximately 100 employees distributed throughout our central offices in A Coruña and Madrid, and in other strategic facilities.

We aim to strengthen gender equality in our organisation, while being aware of the challenges presented by social factors in each region. We believe in the importance of diversity and promote the exploration of professional opportunities in the renewable energy sector, contributing to the construction of a more plural and inclusive workplace.

Personnel by geographical area

NUMBER OF EMPLOYEES	2024	2023	2022
Spain	100	85	73
Greece	4	4	-
Italy	4	1	-
Poland	2	1	-
Romania	3	2	-
Total for Europe	113	93	73
Guatemala	43	24	13
Honduras	5	4	4
Panama	12	2	1
Ecuador	7	3	-
Dominican Republic	20	24	90
Colombia	36	14	28
Total for America	123	71	136

Data at year end

Personnel by age

	2024		2023		2022	
	No.	%	No.	%	No.	%
< 30 years	46	19%	32	20%	91	43%
30-44 years	62	27%	59	35%	61	29%
> 45 years	128	54%	73	45%	59	28%
Total	236	100%	164	100%	211	100%

Data at year end

We guarantee quality employment with direct recruitment, job equality and generational diversity, promoting an inclusive environment in the renewable energy sector

Staff by professional category, age, sex and country*

	Spain		Greece		Italy		Poland		Romania		Guatemala		Honduras		Panama		Ecuador		Dominican Republic		Colombia		Total	
	M	W	M	W	M	W	M	W	M	W	M	W	M	W	M	W	M	W	M	W	M	W	M	W
Operators	6	0	0	0	0	0	0	0	0	0	17	11	1	2	0	0	0	0	11	2	13	0	48	15
< 30 years	0	0	0	0	0	0	0	0	0	0	7	6	1	0	0	0	0	0	5	2	2	0	15	8
30-44 years	1	0	0	0	0	0	0	0	0	0	4	4	0	2	0	0	0	0	3	0	6	0	14	6
> 45 years	5	0	0	0	0	0	0	0	0	0	6	1	0	0	0	0	0	0	3	0	5	0	19	1
Administrative officers	3	8	0	1	0	1	0	1	1	0	1	2	0	0	1	3	1	1	1	0	1	3	9	20
< 30 years	1	1	0	0	0	0	0	1	0	0	0	0	0	0	1	2	1	0	1	0	0	1	4	5
30-44 years	1	4	0	0	0	0	0	0	0	0	1	2	0	0	0	1	0	1	0	0	1	2	3	10
> 45 years	1	3	0	1	0	1	0	0	1	0	0	0	0	0	0	0	0	0	0	0	0	0	2	5
Technicians	9	6	0	0	0	0	0	0	0	0	7	0	1	0	2	1	3	0	1	1	7	5	30	13
< 30 years	0	0	0	0	0	0	0	0	0	0	4	0	0	0	2	1	0	0	0	0	2	2	8	3
30-44 years	2	3	0	0	0	0	0	0	0	0	0	0	0	0	0	0	3	0	1	1	3	1	9	5
> 45 years	7	3	0	0	0	0	0	0	0	0	3	0	1	0	0	0	0	0	0	0	2	2	13	5
Qualified	48	20	0	3	2	1	1	0	2	0	3	2	0	1	2	3	1	1	2	2	2	5	63	38
< 30 years	4	2	0	0	0	0	0	0	0	0	0	0	0	0	0	1	1	1	1	0	0	1	6	5
30-44 years	14	11	0	3	1	1	0	0	1	0	1	1	0	0	1	2	0	0	1	1	2	1	21	20
> 45 years	30	7	0	0	1	0	1	0	1	0	2	1	0	1	1	0	0	0	0	1	0	3	36	13

* Data at year end

Types of contract

	PERMANENT		TEMPORARY	
	Full-time	Part-time	Full-time	Part-time
Spain				
Men	63	0	3	0
Women	34	0	0	0
Total	97	0	3	0
< 30 years	8	0	0	0
30-44 years	36	0	0	0
> 45 years	53	0	3	0
Total	97	0	3	0
Operators	3	0	3	0
Administrative officers	11	0	0	0
Technicians	15	0	0	0
Administrative officers	11	0	0	0
Qualified	68	0	0	0
Total	97	0	3	0
Greece				
Men	0	0	0	0
Women	4	0	0	0
Total	4	0	0	0

Types of contract

	PERMANENT		TEMPORARY	
	Full-time	Part-time	Full-time	Part-time
Greece				
< 30 years	0	0	0	0
30-44 years	3	0	0	0
> 45 years	1	0	0	0
Total	4	0	0	0
Operators	0	0	0	0
Administrative officers	1	0	0	0
Technicians	0	0	0	0
Qualified	3	0	0	0
Total	4	0	0	0
Italy				
Men	2	0	0	0
Women	2	0	0	0
Total	4	0	0	0
< 30 years	0	0	0	0
30-44 years	2	0	0	0
> 45 years	2	0	0	0
Total	4	0	0	0

	Types of contract			
	PERMANENT		TEMPORARY	
	Full-time	Part-time	Full-time	Part-time
Italy				
Operators	0	0	0	0
Administrative officers	1	0	0	0
Technicians	0	0	0	0
Qualified	3	0	0	0
Total	4	0	0	0
Poland				
Men	1	0	0	0
Women	1	0	0	0
Total	2	0	0	0
< 30 years	1	0	0	0
30-44 years	0	0	0	0
> 45 years	1	0	0	0
Total	2	0	0	0
Operators	0	0	0	0
Administrative officers	1	0	0	0
Technicians	0	0	0	0
Qualified	1	0	0	0
Total	2	0	0	0

	Types of contract			
	PERMANENT		TEMPORARY	
	Full-time	Part-time	Full-time	Part-time
Romania				
Men	2	0	0	0
Women	1	0	0	0
Total	3	0	0	0
< 30 years	1	0	0	0
30-44 years	1	0	0	0
> 45 years	1	0	0	0
Total	3	0	0	0
Operators	0	0	0	0
Administrative officers	1	0	0	0
Technicians	0	0	0	0
Qualified	2	0	0	0
Total	3	0	0	0
Guatemala				
Men	28	0	0	0
Women	15	0	0	0
Total	43	0	0	0
< 30 years	17	0	0	0
30-44 years	13	0	0	0
> 45 years	13	0	0	0
Total	43	0	0	0

	Types of contract			
	PERMANENT		TEMPORARY	
	Full-time	Part-time	Full-time	Part-time
Guatemala				
Operators	28	0	0	0
Administrative officers	3	0	0	0
Technicians	7	0	0	0
Qualified	5	0	0	0
Total	43	0	0	0
Honduras				
Men	2	0	0	0
Women	3	0	0	0
Total	5	0	0	0
< 30 years	1	0	0	0
30-44 years	2	0	0	0
> 45 years	2	0	0	0
Total	5	0	0	0
Operators	3	0	0	0
Administrative officers	0	0	0	0
Technicians	1	0	0	0
Qualified	1	0	0	0
Total	5	0	0	0

	Types of contract			
	PERMANENT		TEMPORARY	
	Full-time	Part-time	Full-time	Part-time
Panama				
Men	5	0	0	0
Women	7	0	0	0
Total	12	0	0	0
< 30 years	7	0	0	0
30-44 years	4	0	0	0
> 45 years	1	0	0	0
Total	12	0	0	0
Operators	0	0	0	0
Administrative officers	4	0	0	0
Technicians	3	0	0	0
Qualified	5	0	0	0
Total	12	0	0	0

Types of contract

	PERMANENT		TEMPORARY	
	Full-time	Part-time	Full-time	Part-time
Ecuador				
Men	5	0	0	0
Women	2	0	0	0
Total	7	0	0	0
< 30 years	3	0	0	0
30-44 years	4	0	0	0
> 45 years	0	0	0	0
Total	7	0	0	0
Operators	0	0	0	0
Administrative officers	2	0	0	0
Technicians	3	0	0	0
Qualified	2	0	0	0
Total	7	0	0	0
Dominican Republic				
Men	2	0	13	0
Women	2	0	3	0
Total	4	0	16	0
< 30 years	1	0	8	0
30-44 years	2	0	5	0

Types of contract

	PERMANENT		TEMPORARY	
	FULL-TIME	PART-TIME	FULL-TIME	PART-TIME
> 45 years	1	0	3	0
Total	4	0	16	0
Operators	0	0	13	0
Administrative officers	0	0	1	0
Technicians	0	0	2	0
Qualified	4	0	0	0
Total	4	0	16	0
Colombia				
Men	23	0	0	0
Women	12	0	1	0
Total	35	0	1	0
< 30 years	7	0	1	0
30-44 years	16	0	0	0
> 45 years	12	0	0	0
Total	35	0	1	0
Operators	13	0	0	0
Administrative officers	4	0	0	0
Technicians	12	0	0	0
Qualified	6	0	1	0
Total	35	0	1	0

* Data at year end

New employees by age, sex and country*

		< 30	30 - 44	> = 45	Total	
Spain	Men	0	3	13	16	27
	Women	0	6	5	11	
Guatemala	Men	12	1	3	16	26
	Women	6	4	0	10	
Honduras	Men	1	0	0	1	1
	Women	0	0	0	0	
Italy	Men	0	1	0	1	3
	Women	0	1	1	2	
Panama	Men	3	0	3	6	12
	Women	3	0	3	6	
Dominican Republic	Men	4	4	1	9	14
	Women	2	2	1	5	
Colombia	Men	2	9	4	15	24
	Women	1	4	4	9	
Ecuador	Men	2	1	0	3	4
	Women	0	1	0	1	
Romania	Men	0	0	0	0	1
	Women	1	0	0	1	
Greece	Men	0	0	0	0	0
	Women	0	0	0	0	
Poland	Men	0	0	0	0	1
	Women	1	0	0	1	
Total	Men	24	19	24		67
	Women	14	18	14		46

* Data at year end

Redundancy by age, sex and country*

		< 30	30 - 44	> = 45	Total	
Spain	Men	1	5	4	10	3
	Women	1	1	1		
Guatemala	Men	2	1	1	4	0
	Women	0	0	0		
Honduras	Men	0	0	0	0	0
	Women	0	0	0		
Italy	Men	0	0	0	0	0
	Women	0	0	0		
Panama	Men	1	0	0	1	1
	Women	1	0	0		
Dominican Republic	Men	10	4	3	17	3
	Women	1	2	0		
Colombia	Men	2	2	1	5	6
	Women	1	5	0		
Ecuador	Men	0	0	0	0	0
	Women	0	0	0		
Romania	Men	0	0	0	0	0
	Women	0	0	0		
Greece	Men	0	0	0	0	0
	Women	0	0	0		
Poland	Men	0	0	0	0	0
	Women	0	0	0		
Total	Men	16	12	9	37	13
	Women	4	8	1		

* Data at year end

New recruits

	MEN	WOMEN
< 30 years	27	18
30-44 years	32	23
> 45 years	15	7
Total	122	

Staff turnover

	MEN	WOMEN
< 30 years	16	4
30-44 years	12	8
> 45 years	9	1
Total	50	

Rotation rate in 2024: 25%

Construction personnel contracted in the Dominican Republic to work on the construction of Cumayasa 4 and Payita 1 & 2



We apply sustainability criteria when we select subcontractors for our projects, prioritising local companies that can meet our business needs. The strategy reduces the distance between employees and suppliers' places of work and their homes, which contributes to reducing greenhouse gas emissions.

We also foster job creation in the region, boosting economic and business development and strengthening our relationships with the communities where we operate. Workers with a deep knowledge of the area also enables us to complete the building work more efficiently.

Thanks to these actions we generate a positive impact on all the communities where we are present, promoting job creation, sustainable economic development and an improved quality of life for individuals and for the community as a whole. Our presence has been a key factor in financial stability and infrastructure development thanks to the creation of new income.

In the area of labour rights, all our workers are entitled to parental leave; this option was used by one man and one woman in 2024.

Finally, although the wage gap may vary according to the specific conditions of each region where we operate, we reaffirm our commitment to decent and quality employment in all our work centres, and we continue to work hard to continuously reduce this gap.

Pay gap by position, sex and year

	2024*			2023			2022		
	Men	Women	%	Men	Women	%	Men	Women	%
Operator	€9,510	€5,846	39%	€9,667	€6,950	28%	€7,169	€5,719	20%
Administrative officer	€18,668	€23,788	-27%	€26,084	€21,954	16%	€25,849	€20,910	19%
Technician	€25,140	€20,350	19%	€23,729	€19,920	16%	€33,080	€20,889	37%
Qualified	€67,907	€42,002	38%	€89,630	€52,616	41%	€82,866	€40,186	52%

* Data at year end

We prioritise collaboration with local companies that meet sustainability criteria, promoting job creation, economic development and sustainability in the areas where we operate

Health and safety

Workers' health and safety is a vital concern for Ecoener, and so we apply a comprehensive approach that not only complies with legal requirements but also promotes responsible practices to protect their physical and mental wellbeing.

All of Ecoener's projects have a Health and Safety Policy that complies with the highest international standards. We also implement an Occupational Health and Safety Management System in each project, thus guaranteeing a safe workplace and complying applicable regulations.

All of our facilities have plans, programs and procedures adapted to their specific characteristics, and carry out yearly prevention audits to identify areas that require improvement and correction of potential defects. We also carry out assessments of occupational risks based on the simplified NTP 330 system to implement effective preventive measures that guarantee safety in all our operations.

Ecoener's strategy is based on an ongoing analysis of occupational risks in which we prioritise preventive actions according to the magnitude and number of employees exposed to the risks.

In the construction phase, the main risks are associated with transit on site, including collisions with machinery in motion, falls from the same height due to lack of order and cleanliness in work sites, and falling objects in areas where work is being done at heights or on higher levels.

The main risks in the operation and maintenance phase include contact with live elements, falls from elevated surfaces and knocks, cuts and trapping caused by machinery. The risks associated with travelling by vehicle between facilities are also taken into consideration.

The main risks in offices are ergonomic and related to prolonged computer use with other issues cause by posture and sedentary work.

Workers' health and safety are managed through specific self-protection plans for each facility, in order to mitigate the risks and promote a safe workplace. We also extend this commitment to suppliers by including clauses in our contracts requiring compliance with the health and safety regulations, in alignment with our target of “zero accidents”.

We also ensure that all the heating, air conditioning and other systems related to comfort and energy efficiency in the facilities are well maintained so as to contribute to a healthy workplace.

In 2024, five occupational accidents were recorded, two of which required sick leave.

The accidents without sick leave consisted of two caused by bruising on site while the third was caused by overexertion.

As regards the accidents with sick leave, one was an accident in itinere, which required 162 days of sick leave, while the other was caused by contusions that required five days off work.

No occupational diseases were recorded in 2024.

Accident rates

	2024	2023	2022
Frequency	0.79	8.31	3.84
Severity	0.03	0.04	0.00

Index of frequency = (no. of accidents / no. of hours worked) x 10⁶
Index of severity = (no. of days on sick leave / no. of hours worked) x 10³
6,316,725 hours worked by contractors and subcontractors

Cybersecurity

The security of Ecoener's digital systems and assets is an essential priority for ensuring the continuity of our operations. In line with our commitment to continuous improvement, we have taken significant steps to strengthen cybersecurity, guided by an approach based on a map of technological risks that defines the strategic priorities. This enables us to ensure data integrity and availability, and operational continuity in an increasingly digitalised and technology-dependent workplace.

One of the major milestones this year was the transfer of our operations to a new corporate data centre that has certification from the Spanish National Security System (ENS). The centre meets the highest standards in security and sustainability and is designed with redundancy in the power supply, climate control and fire protection systems.

We have implemented redundant links for network connectivity with a 10 GB bandwidth for the Internet. Firewalls and a corporate SD-WAN solution have also been installed to reinforce digital security. Critical facilities with satellite connections have also been reinforced to ensure business continuity at all times.

We have set up a perimeter monitoring and vulnerability management service for protection against threats. This system continuously monitors assets exposed to the Internet, which facilitates a swift and effective response to any possible threat and increases protection.

We have reinforced our cybersecurity with a new certified data centre and measures such as firewalls and perimeter to ensure operational continuity

Social responsibility

At Ecoener, our vision of sustainability goes way beyond caring for the environment, including a strong commitment to the social and economic development of the communities where we operate. We firmly believe that social progress is vital for the success of our projects and for generating a long-term positive impact on the environment. An inclusive and responsible culture is the basis of all our actions, guiding us in every phase of our operations.

The Community Relations Policy includes a set of clear principles for interacting with local communities in a respectful and collaborative manner. This policy is based on three essential concepts: **listening, respecting and progressing**. First, we make every effort to understand the local context, proactively identifying the social risks and impacts associated with our projects. We then guarantee fair treatment, respecting the diversity, culture and rights of the persons involved. Finally, we work to advance on responsible management of local stakeholders, improving their living conditions while also protecting their cultural heritage. To make this policy a reality, each project has social technicians linked to the area with deep knowledge of the region. Their work is a vital nexus between the company and the social agents, facilitating dialogue, identifying needs and promoting initiatives that generate a positive impact.

A key principle of our commitment is hiring local labour and buying materials from nearby suppliers whenever this is possible. This directly contributes towards local economic development, generating employment and strengthening the economies of the regions where we operate. In international projects, we collaborate with local professionals, which enables us to adapt our activities to the specific cultural and legislative features of each country.

Ecoener's social responsibility also extends to the protection of human rights, which are respected and promoted in all our operations. Our senior management and the Board of Directors supervise compliance with the Human Rights Policy, and we make sure that all our members know and adhere strictly to these regulations.

We want to be agents for positive change, developing initiatives with a significant and long-lasting impact. We believe that our work contributes towards building a more prosperous and sustainable future for coming generations, integrating environmental, social and economic aspects into our growth strategy.

Social action in the Dominican Republic with our social and environmental specialists



	Contribution to society		
	2024	2023	2022
Yearly contributions (euros)	387,876	314,755	216,500



Evelyn Calderon, Environmental, Social and H&S Manager at Payita photovoltaic plant in the Dominican Republic



Flor de Maria Salazar, Social Specialist and Community Liaison at Yolanda and Carrizo photovoltaic plants

Lucero Mariel Mateo, Social Specialist and Community Liaison at Payita photovoltaic plant in the Dominican Republic



We have social technicians in our projects who are linked to the area and possess deep knowledge of the environment and the project. Their work is a vital nexus between the company and the social agents, facilitating dialogue, identifying needs and promoting initiatives that generate a positive and sustainable impact.

Guatemala

In Guatemala we have developed several initiatives to strengthen education, preserve local traditions and improve living conditions in the communities near the projects.

The processes in the **Yolanda photovoltaic plant** included visits to the Caserío de la Entrada a Linda Mar Mixed Rural School, where we identified a range of improvements needed to improve the educational facilities. As a result, the surrounding area was cleaned up, the school itself was painted and furnishings such as a blackboard, a desk for the director and bookshelves were purchased. We also repaired the septic tank, directly benefiting the 16 students who attend the centre.

The María del Socorro Arellano Mixed Rural School, with 24 children from the communities of Yolandita and Botón Blanco, received similar treatment. After a flood that seriously affected the school facilities, we cleaned the school grounds and the well that supplies drinking water, and provided new furniture, such as two bookshelves and desks for the teaching staff. These actions not only improved the teaching process, but also created a safer and more functional teaching space for students and teachers.

In September 2024, as part of the national holidays we participated in the emblematic activity of the "Antorcha" in collaboration with the COCODE and residents of Yolanda. We donated hydrating beverages and snacks to participants in the civic event, underlining the company's commitment to cultural traditions and strengthening community links.

As part of the **Carrizo project**, we worked with the Santa Cecilia School, the largest in Iztapa with 430 students. We supported the completion of classrooms that had been partially built and renovated furniture in poor condition. We also responded to a request from the COCODE to clean and refurbish the Santa Cecilia football ground, which is a key space for community recreation.

During the local festivals we also donated hydrating beverages for the opening parade in Iztapa and cleaned up Aldea Buena Vista, thus ensuring adequate conditions for the celebrations.



Renovation of classrooms near our projects in Guatemala



Dominican Republic

In the Dominican Republic, Ecoener has fostered initiatives to combine sustainable development and the wellbeing of communities, generating a positive impact on a number of localities.

As part of the **Payita 1 and 2** projects, Ecoener and the Nagua Firefighting Service has established a relationship that is an example of how cooperation strengthens community safety and resilience. Over time, the firefighters have provided important training to our collaborators on prevention and response to emergencies, contributing to a safer working environment. As part of this collaboration, Ecoener has supported a range of initiatives of the firefighting services.

Thanks to our support, the Chapel of San Juan, which is a very important space for the community of Payita, has batteries and solar lamps, which have improved the area as a meeting point for residents. The Municipal District of Las Gordas also received 20 solar lamps to illuminate the streets, thus reinforcing safety in the area.

We also provided support to the local economy by facilitating access to drinking water for livestock in the area in the form of troughs. This initiative has not only improved conditions for the livestock, but has also strengthened the economies of the family who depend on livestock production and ensures that their production is sustainable.

Collaboration with community organisations in the **Cumayasa 1 and 2** projects has been a vital factor. More than 80 vulnerable

families received support with foods, while the children of the Rayito de Sol Centre now have better sanitary conditions thanks to donations of building materials. The centre also received food for its summer camp to ensure that the children are well fed.

We also installed drinking troughs for sheep as part of an agrivoltaics system, which optimises the use of resources and diversifies the income of local farmers.

Ecoener has not only supported the provision of basic needs, it has also fostered educational and sustainable projects. The creation of a school farm in the Prof. Nurys Álvarez Reyes primary school is transforming the educational experience of more than 700 students, who learn biology, nutrition and sustainability in a practical setting. This project fosters healthy habits, environmental awareness and values such as teamwork and responsibility.

As part of the Cumayasa 4 project, we continue to promote quality education and the reduction of inequalities with backpacks, notebooks and pencil cases that we give to children from vulnerable communities.

Finally, another notable action in the Dominican Republic has been the collaboration since 2023 with INFOTEP (National Institute of Professional Technical Training) in training courses designed to strengthen women's professional skills and so facilitate their access to the job market. A training program in plastic arts in the province of La Romana helped 25 women, including one disabled person. The partnerships with INFOTEP



Social action in the Dominican Republic

continued in 2024 at the provincial department of María Trinidad Sánchez; this time with a focus on strengthening the skills of our collaborators and the communities of the Payita 1 and 2 through courses and talks on a range of technical subjects.



Ecoener created a vegetable garden for more than 700 students in the Dominican Republic

Colombia

As part of the **Ardobela I and II project**, an innovative sustainable public lighting program was implemented, thus reflecting our commitment to improving the quality of life of communities and developing infrastructures that respect the environment. This project consisted of donating and installing 55 solar light fixtures in the area defined by the interconnection line and was designed to meet critical needs of safety, mobility and social cohesion.

The installation of solar light fixtures in communities such as Samaria, Nueva Samaria, Dorado 2, Niño Jesús de Praga, La Victoria, Morales Duque, Betania, Nariño and Los Guabos not only addresses the issues caused by the lack of lighting in vulnerable areas, but also fosters nocturnal activity and strengthens the social fabric. Thanks to their focus on sustainability, the solar lights avoid the installation of traditional lights. Thus, they not only guarantee efficient and constant lighting, they also reduce greenhouse gas emissions and promote responsible practices in energy use.

The project, which is part of the citizens' security and coexistence program led by the Government Secretary of the Mayor's Office of Santander de Quilichao, also seeks to actively involve the community. From the identification of critical points in collaboration with the community action meetings, to awareness-raising campaigns on caring for street lighting, the participation of citizens is a key factor in ensuring the sustainability of this initiative.

The action includes innovative strategies such as the installation of anti-theft devices on light fixtures and agreements with the community on how to care for them. This process ensures that the lighting will remain operational throughout its useful life and, when necessary, we shall take responsibility for replacing them.

The expected results include reduced crime levels, increased use of public spaces at night and a general improvement in

perceptions of security. The project also strengthens the relationship between Ecoener and local communities, creating a safe and prosperous environment for citizens.

Several social initiatives have been implemented as part of the **Sunnorte project** that combine environmental sustainability of community development, generating a positive impact on the communities of Ocaña in Norte de Santander.

For more details about these initiatives, see chapter 3.3. [Biodiversity](#)



Gran Canaria

Football team that we sponsor in the Canary Islands (Spain)



In Gran Canaria, we maintain a firm commitment to social and community development, carrying a range of initiatives that reflect our involvement in the wellbeing of communities close to our facilities. Since 2021 we have collaborated with the Club Castillo C.F football in Castillo del Romeral, providing resources every year to keep the club and its grants find running to benefit families at risk of social exclusion. We have also provided support for the “Balón y Boli” project, which is an initiative that offers a space where children can do their homework after football training, while also providing resources for teaching staff who support the children.

We have also supported the Club de Baloncesto Castillo basketball team since 2022 by keeping the team and running while also fostering female participation. Last year, thanks to Ecoener's contribution, the first Ecoener International Female Basketball Tournament was held last year, along with the Campus Recre project, which brought the sport closer to children of both sexes of 4 and 8 years during recreation periods at schools like the CEO Pancho Guerra in Castillo Romeral, the CEIP Aldea Blanca and the CEIP Juan Grande. We have also supported the Vecinklub team since 2023, providing resources to maintain the team and equip the players, thus reaffirming Ecoener's support for sport as a tool for social cohesion.

We also actively participate in promoting cultural life and local traditions, making economic contributions to festivals organised by the neighbourhood associations

of Juan Grande, Aldea Blanca, Castillo del Romeral and Salineros del Matorral, contributing towards the reinforcement of the social fabric in these communities.

Our involvement in education is also reflected in organised visits to our facilities for students of the Santa Lucía secondary school and the University of Gran Canaria. These experiences enable students to complement their training in renewable energies, bringing them close to the practical realities of a key sector for a sustainable future.

We support community sports projects, while also promoting education on renewable energies with student visits

Panama

Last year we carried out a range of initiatives in Panama to foster environmental awareness-raising, social integration and local economic growth.

To increase awareness of the use of renewable energies and the reduction of greenhouse gases, we organised training workshops in the communities nears the projects of San Bartolo, Agua Viva, La Mesa and Santiago. The sessions combine dynamic activities and participative spaces, with notable participation from women and children, to promote inclusive and accessible education.

We also participated Agricultural, Tourism, Folklore and Crafts Fair in the district of Santa Fé, a key event for regional development. In collaboration with the Veraguas Ministry of the Regional Environment, we fostered the adoption of sustainable practices in strategic sectors such as farming and tourism, strengthening the joint commitment to care for the environment and responsible economic growth.

We recognise the importance of dialogue and cooperation and so we facilitated a meeting between representatives of the public administration, local companies and our organisation. Specific commitments were established in the meeting to improve community services in the areas near our projects. The agreed initiatives included modernisation of infrastructures, mitigation of environmental impacts and local job creation, promoting fair and sustainable development.

Finally, in December 2024, we strengthened ties with the community of El Ciruelito de Atalaya by collaborating in the organisation of Mother's Day, which is a celebration of great cultural significance. Thanks to this event, we were able to reaffirm our commitment to strengthening the social fabric and respect for local traditions.

We foster environmental awareness, local development and reinforcement of the social fabric through community initiatives

Ecuador

We started the year in Ecuador with the delivery of a community alarm for the community of La Florida, benefiting approximately 40 families and providing greater security and peace in the sector. We also supported the inauguration of “El Ideal” Senior Citizens Centre of the Decentralised Autonomous Government, facilitating a space where local authorities, medical professionals, volunteers and the elderly can meet to strengthen community links and promote social wellbeing.

As part of our commitment to inclusion and support of indigenous communities, we contributed to the financing for mobilisation of the Shuar Centres Interprovincial Federation (FICSH) and provided 20 sports uniforms for the players of the Centro Shuar Pumpuis, who participate in the football championships organised by the Shuar Chumpias Centre. We also supported the *enduro* competition for the parish festival, fostering sport and preserving local traditions.

Strengthening infrastructures and community spaces was another priority. We made an economic contribution to the meals for the attendants of the opening event for the asphaltting of the urban centre of the Nueva Tarqui Parish and supported the La Florida Pro-Improvement Committee with the purchase of audio equipment to improve their meetings and communal activities.

We engaged in educational and cultural collaborations with the “Carlos Andrade Marín” Basic Education School to celebrate Mother's Day, an event that brought together 35 children and their mothers, reinforcing family and community values.

We also supported the folk dancing contest in honour of the Virgen del Carmen, to promote the preservation of Ecuadorian cultural heritage.

Our participation in local economic development can also be seen in our collaboration with the “Agricultural Fair 2024” in Gualaquiza, where we provided livestock and farming equipment for producers in the region. This event, which attracts over 12,000 visitors a year, is an important platform for driving the agricultural sector and strengthening the local economy.

We also contributed to improving the road infrastructure with the donation of tubes to stabilise the gradient on the Loma de Oso road, optimising transit in the area.

In sport, we donated uniforms and a ball to the 22 players of the Shuar Bomboiza Association, who were participants in the Max 40 championship, held during the festivities of the Cantonización de Gualaquiza.

Finally, during the Christmas season, we organised festive events with the senior citizens of the communities of El Ideal and Nueva Tarqui, where we shared a lunch and arts presentations for 100 people. We also handed out 80 Christmas baskets to the owners of the direct area of influence of the Santa Rosa and El Rosario projects to express our gratitude for their collaboration and trust.

We collaborated with local communities by fostering cultural and sporting events, improving infrastructures and holding fairs to promote economic development

Honduras

In Honduras we have one photovoltaic plant, and there we have taken on board several social commitments with the villages of Aguacaliente, Guanacastillo and Pavana, which are near our facilities. In 2024 we made contributions and donations to social projects such as Mother's Day and Children's Day.

Ecoener also carried out environmental actions in the surroundings, such as plantation maintenance.



Support to the celebration of Children's Day in several communities in Honduras



“The partnership with Ecoener provides our students with real experiences and important opportunities”

The Francisco de Paula Santander University (Colombia) and Ecoener have established a collaboration agreement that promotes environmental education and offers learning opportunities to students. Both organisation work together on the Biodiversity Loss Offsetting Project at the Sunnorte photovoltaic plant, involving the academic community in initiatives with a major social and environmental impact. Eimer Amaya, lecturer and coordinator of the plan, highlights the fact that the agreement reinforces student education, enabling them to participate in practical experiences at the renewable energy plant and the Botanical Garden, contributing to conservation of the environment and future local initiatives.

Eimer Amaya,

Lecturer and coordinator of the Biodiversity Loss Offsetting Plan Lecturer at the Francisco de Paula Santander University (Colombia).

How did the relationship between Ecoener and the Francisco de Paula de Santander University begin?

The relationship between Ecoener and the Francisco de Paula de Santander University commenced in March 2023, when the company was seeking support for an environmental education process in the community. Ecoener contacted the university, where I am a lecturer in ecological restoration and environmental education, and also responsible for the extension activities of the faculty of agricultural sciences. So, we organised a clean-up day, to connect students with the Ecoener sponsors, who provided the necessary materials.

After this event, the company presented the university with the photovoltaic plant project. As a result, we signed an agreement with Ecoener to carry out an ecological restoration pilot project at the solar park, with the active participation of the students. This type of project gives a lot to students as it offers them practical and real experiences, and benefits companies because it involves them in the educational process. The agreement also includes internships and research projects.

How was the agreement accepted by the students?

The reception by students was excellent. Many of the students of the seventh, eighth and ninth term asked to do their internships at the solar park. We facilitated the process by managing the internships through the botanical garden that I was directing at the time. The students did the field work directly at the solar park, where the head of installation operations received us on several occasions and gave practical sessions on how the park worked, its environmental effect and everything related to its management. This enabled the students to gain a more specific understanding of a photovoltaic system and broadened their view on the subject.

Several activities have taken place since the company and university began to collaborate. What was the most outstanding one in 2024?

Two actions can be highlighted. The first one was the pilot plan for restoration of the hectare of the solar park, where students actively participated in tasks such as tilling the soil, distributing organic matter and planting vegetables. Practical studies and academic visits related to the plan were also carried out.

The second activity, and perhaps the most important one, was the specific agreement that led to the Biodiversity Loss Offsetting Plan in the 50 hectares of the Botanical Garden. This project is very important for the Botanical Garden and for the university because it represents a major contribution to the area.

“This plan was vital for the university, since it enabled us to make progress in essential activities that otherwise would have been impossible because of the lack of resources”

What exactly is the offsetting plan and how is it doing right now ?

The offsetting plan for 2024 consists of seven important phases. The first is the assessment of the flora at the Botanical Garden, which was significant for the university because we did not have the resources to do it. We also physically demarcated 1,200 linear metres within the garden. Another important factor was the propagation of the plant material, carried out

in the dry gullies of the garden. Ecoener has also facilitated closer links with the neighbourhood, involving all the agents in the area around the garden.

For this year, the part of the Offsetting Plan we intend to focus on is an interpretation trail, which will enable the park to be opened up to the community with adequate signage in accordance with the regulations. We will also work on the river trail, which covers 2 km of maintained area, and establish living collections. To sum up, this plan was vital for the university, since it enabled us to make progress in essential activities that otherwise would have been impossible because of the lack of resources, since there were improved relations with employees, consumers, partners, regulators and investors.

Why are the activities that form part of the offsetting plan important?

The interpretation trail of the botanical garden offers a service that's unique in Ocaña, Norte de Santander, where there is a wealth of natural resources but a lack of adequate spaces for recreation and connection with nature.

Our proposal sets out to change that, because we will anyone, on a Sunday, at the weekend or a public holiday to come to the garden and enjoy a simple activity like hiking.

The route will not only have a professional guide, it will also include environmental education.

The key factor in this teaching process is direct experience: it's more effective to take people to the forest, show its value with adequate signage and key points that reinforce the message of conservation: don't throw away rubbish, don't contaminate, don't cut down trees. Essentially what we're looking for is that each visitor not only takes away the memory of a good experience, but also leaves with an increased environmental awareness.

And what about the recovery of the area around the river Algodonal?

We have problem with the river trail that's quite common: some areas have been turned into places where people eat and leave rubbish, without any environmental awareness.

Our objective is twofold: firstly, highlight the value of the services to the ecosystem that the river offers; and secondly, reinforce environmental education through signs and guided activities that transmit the message of the importance of conservation. As with the interpretation trail, we combine learning and connection with nature, and also show the wealth of local flora.

What is the next phase of the program?

For 2025 the next state is phase two of the Offsetting Plan, which includes establishing a collection of heliconias, which is a representative species for Catatumbo, an area with a very rich ecosystem that has hardly been studied. A collection of bamboos will also be established with species that are not found in the region to contribute to the local biodiversity. We will also continue developing the interpretation trail and the conservation program for the river Algodonal, furthering our efforts in environmental education and preservation of the area. Finally, we intend to work on waste management to promote sustainable practices. All these actions shall take place over the course of the year, because they require time and a comprehensive approach to be adequately implemented.

Has the agreement with Ecoener offered your university any competitive advantages in comparison to other higher education centres?

Yes. To put all this in context, we are a public district university, with our head office in Cúcuta. However, unlike other district centres in the country, we have our own budget, which gives us economic independence, although we're still academically connected to the central system.

With this autonomy, the senior management has made a commitment to high quality accreditation at national level, which requires agreements with private and international companies to enable academic mobility, internships and company visits. This gives us added value in comparison to other public universities in the region.



Appendices

Appendix I: List of entities of Ecoener

Ecoener Emisiones Subgroup (*)			
Ecoener Emisiones, S.A.	Spain	Other Services	100%
Drago Renovables, S.L.	Spain	Wind farms	75%
Energías de Pontevedra, S.L.	Spain	Wind farms	100%
Hidroeléctrica de Oúrol, S.L.	Spain	Wind farms	70%
Hidroeléctrica del Giesta, S.L.	Spain	Hydraulic Plants	100%
Mocan Renovables, S.L.	Spain	Wind farms	75%
Soc. Lucense de Energía Hidráulica, S.L.	Spain	Hydraulic Plants	100%
Yesquera de Aluce, S.L.	Spain	Wind farms	100%
Ecoener Inversiones de Centroamérica Subgroup			
Ecoener Invers. de Centroamérica S.A.	Guatemala	Other Services	99.99%
Comercializadora Centroamericana de Energía La Ceiba, S.A.	Guatemala	Distributors	100%
Ecoener Solar de Guatemala, S.A.	Guatemala	Other Services	100%
Ecoener Ingeniería, S.A.	Guatemala	Other Services	98%
Ecoener Ingeniería Honduras, S.A.	Honduras	Other Services	98%
Llanos del Sur Fotovoltaica, S.A.	Honduras	Photovoltaic Solar Plants	50%

Hidro Quetzal Subgroup			
Hidro Quetzal, S.A.	Guatemala	Other Services	76%
Energías del Ocosito, S.A.	Guatemala	Hydraulic Plants	76%
Ecoener Inversiones SCA, SICAV-NAIF Subgroup			
Ecoener Inversiones SCA, SICAV-NAIF (*)	Malta	Other Services	100%
Alamillo de Doramas, S.L.	Spain	Wind farms	100%
Cardo de Plata, S.L.	Spain	Wind farms	100%
Dama de Bandama, S.L.	Spain	Other Services	100%
Siempreviva Gigante, S.L. (*)	Spain	Wind farms	100%
Amagante Herreño, S.L.	Spain	Other Services	90%
Cardoncillo Gris, S.L.	Spain	Other Services	100%

Aquis Querquennis Subgroup			
Aquis Querquennis, S.L. (*)	Spain	Other Services	100%
Aquis Querquennis Colombia, S.A.S.	Colombia	Other Services	100%
Aquis Querquennis Guatemala, S.A.	Guatemala	Other Services	100%
Aquis Querquennis Panamá, S.A.S.	Panama	Other Services	100%
Aquis Querquennis Ecuador, S.A.	Ecuador	Other Services	100%
Aquis Querquennis México, S.A. de C.V.	Mexico	Other Services	100%
Soc. Lucense de Energía Hidráulica, S.L.	Spain	Hydraulic Plants	100%
Yesquera de Aluce, S.L.	Spain	Wind farms	100%
Ecofund Italy Subgroup			
Ecofund Italy, S.R.L.	Italy	Other Services	100%
Chub 1, S.R.L.	Italy	Other Services	100%
Chub 2, S.R.L.	Italy	Other Services	100%
Ecofund Engineering Italy, S.R.L.	Italy	Other Services	100%
Ecodomener Subgroup			
Ecodomener, S.R.L.	Italy	Other Services	100%
Renewable Energy World Dominicus, S.R.L.	Dominican Republic	Other Services	100%

Ecoener Énergie Canada Subgroup			
Ecoener Énergie Canada Inc	Canada	Other Services	100%
Éolien Eciener DevÉo Inc	Canada	Other Services	75%
Klo Wind Energy Corp	Canada	Other Services	100%
Hixon Wind GP Inc	Canada	Other Services	100%
Hixon Wind Limited Partnership	Canada	Other Services	100%
Nilhts'i Ecoener Energy Corp	Canada	Other Services	100%
Ecoener Hellas Subgroup			
Ecoener Hellas, S.A.	Greece	Other Services	100%
Ecoener Pyraichmis Single Member p.c	Greece	Other Services	100%
Ecoener Carpatica Subgroup			
Ecoener Carpatica, S.R.L.	Romania	Other Services	100%
Ecoener Frasinet, S.R.L.	Romania	Other Services	100%
Ecoener Tibanesti, S.R.L.	Romania	Other Services	100%
Ecoener Braila S.R.L	Romania	Other Services	100%
Ecoener Poland Subgroup			
Ecoener Poland sp. z o.o	Poland	Other Services	100%
Ecoener Płońsk sp. z o.o.	Poland	Other Services	100%
Ecoener Ozarow sp. z o.o	Poland	Other Services	100%
Ecoener Lipsko z o.o	Poland	Other Services	100%

Ecoener Italia Subgroup			
Ecoener Italia, S.R.L.	Italy	Other Services	100%
Ecoener Piancastagnio, S.R.L.	Italy	Other Services	100%
CEP Rinnovabili 8, S.R.L.	Italy	Other Services	50%
Ecoener Alfina, S.R.L.	Italy	Other Services	100%
Ecoecep Altano, S.R.L.	Italy	Other Services	50%
Ecoecep Levante, S.R.L.	Italy	Other Services	50%
Ecoener Gesturí, S.R.L.	Italy	Other Services	100%
Ecoecep Volturmo, S.R.L.	Italy	Other Services	50%
Coruener Subgroup			
Coruener Generación México, S.A. de C.V.	Mexico	Other Services	100%
Coruener Generación México, S.A. de C.V. I	Mexico	Other Services	100%
Coruener Generación México, S.A. de C.V. II	Mexico	Other Services	100%
Coruener Generación México, S.A. de C.V. III	Mexico	Other Services	100%
Coruener Generación México, S.A. de C.V. IV	Mexico	Other Services	100%
Coruener Generación México, S.A. de C.V. V	Mexico	Other Services	100%
Bencomia de Risco, S.L. (*)	Spain	Photovoltaic Solar Plants	100%

Canutillo de Sabinosa, S.L. (*)	Spain	Photovoltaic Solar Plants	100%
Chajorra de Aluce, S.L.	Spain	Other Services	100%
Bejeque Rojo, S.L.	Spain	Other Services	100%
Colino Majorero, S.L.	Spain	Other Services	100%
Ecoener Generación Dedicada, S.L.	Spain	Other Services	100%
Ecoener Ingeniería, S.L.	Spain	Other Services	100%
Ecoener Inversiones, S.L.	Spain	Other Services	100%
Ecoener One, S.L.	Spain	Other Services	100%
Eólicos del Matorral, S.L. (*)	Spain	Wind farms	100%
Fonte Dos Arcos, S.L.	Spain	Other Services	100%
Helecho de Cristal, S.L.	Spain	Other Services	100%
Herdanera, S.L.	Spain	Other Services	100%
Hierba Muda, S.L.	Spain	Other Services	100%
Magarza del Andén, S.L.	Spain	Other Services	100%
Magarza Plateada, S.L.	Spain	Other Services	100%
Malva de Risco, S.L.	Spain	Other Services	100%
Oilean Telde Eolica Energy, S.L. (*)	Spain	Wind farms	100%

Picocernicalo, S.L.	Spain	Other Services	100%
Risoela, S.L.	Spain	Other Services	100%
Rosalito Palmero, S.L.	Spain	Other Services	100%
Salvia Blanca, S.L.	Spain	Other Services	100%
Siempreviva Azul, S.L.	Spain	Other Services	100%
Sociedad Eólica Punta Maeda, S.L.	Spain	Other Services	100%
Tabaiba Solar, S.L. (*)	Spain	Photovoltaic Solar Plants	100%
Tiraventos, S.L.	Spain	Other Services	100%
Violeta de Anaga, S.L.	Spain	Other Services	100%
Violeta Palmera, S.L. (*)	Spain	Wind farms	100%
Ecoener Sol de Escuintla, S.A.	Guatemala	Other Services	100%
Ecoener Sol del Puerto, S.A.	Guatemala	Other Services	100%
Ecoener Sol del Sur, S.A.	Guatemala	Other Services	100%
Ecoener del Norte Panamá S.A.	Panama	Other Services	100%
Ecoener del Sur Panamá S.A.	Panama	Other Services	100%
Ecoener Energías Panamá S.A.	Panama	Other Services	100%
Ecoener Generadora Panamá S.A.	Panama	Other Services	100%
Ecoener Industrial Panamá, S.A.	Panama	Other Services	100%

Ecoener Ingeniería Panamá, S.A.	Panama	Other Services	100%
Ecoener Productora Panamá S.A.	Panama	Other Services	100%
Ecoener Renovables Panamá, S.A.	Panama	Other Services	100%
Ecoener Solar Panamá, S.A.	Panama	Other Services	100%
Ecoener Técnicas Panamá S.A.	Panama	Other Services	100%
Ecoener Solar 2, S.A.	Panama	Other Services	100%
Ecoener Solar 3, S.A.	Panama	Other Services	100%
Ecoener Solar 4, S.A.	Panama	Other Services	100%
Ecoener Solar 5, S.A.	Panama	Other Services	100%
Ecoener Conaca, S.A.	Panama	Other Services	100%
Ecoener Nance, S.A.	Panama	Other Services	100%
Ecoener Ingeniería Dominicana, S.R.L.	Dominican Republic	Other Services	100%
EFD Ecoener Fotovoltaica Dominicana, S.R.L.	Dominican Republic	Photovoltaic Solar Plants	100%
EID Ecoener Inversiones Dominicana S.R.L.	Dominican Republic	Other Services	100%
LCV Ecoener Solares Dominicana, S.R.L.	Dominican Republic	Other Services	100%
Ecoardobela I, S.A.S.	Colombia	Other Services	100%
Ecoardobela II, S.A.S.	Colombia	Other Services	100%
El Tamarindo Solar, S.A.S.	Colombia	Other Services	100%
Ecoener Ingenieria Colombia, S.A.A	Colombia	Other Services	100%

Genersol, S.A. (*)	Colombia	Photovoltaic Solar Plants	100%
Ecoener Mirazul Dos, S.A.	Nicaragua	Other Services	98%
Amaluza-Copal Energy, S.A.S.	Ecuador	Other Services	100%
Amaluza-Cruzado Energy, S.A.S.	Ecuador	Other Services	100%
Amaluza-Negro Energy, S.A.S.	Ecuador	Other Services	100%
Amarillo Energy S.A.S.	Ecuador	Other Services	100%
Ecoener Ingeniería Ecuador, S.A.S.	Ecuador	Other Services	100%
El Rosario Energy Elroenergy, S.A.S.	Ecuador	Other Services	74.99%
Negro Energy, S.A.S.	Ecuador	Other Services	100%
Santa Rosa Sanenergy, S.A.S.	Ecuador	Other Services	100%
Ecoener Ingegneria Italia, S.R.L.	Italy	Other Services	100 %
PT Ecoener Indonesia	Indonesia	Other Services	100%
Equity summary			
Yerbamora, S.L.	Spain	Other Services	50%

Appendix II: Index of GRI contents

GRI STANDARD	CONTENTS	ANSWER / CONTENT	PAGE
GRI 2. General contents 2021			
2-1	Organisational details		17-26
2-2	Entities included in the presentation of sustainability reports	Appendix I contains the list of entities that belong of the Ecoener group. We have consolidated financial statements and annual accounts that are presented at the Commercial Registry in accordance with legislation currently in force and in compliance with the requirements for listed companies. All the reports are examined by external auditors for quality and accuracy. We include the affiliated companies and any possible operations between the parent company and these entities.	104-108
2-3	Reporting period, frequency and contact point	Sustainability reports are issued annually. Contact: sostenibilidad@ecoener.es	
2-4	Information update	No important changes were made to the business model and there were no significant updates to the information that might affect understanding of the evolution or comparability.	
2-5	External assurance	The external verifier is TUV SUD.	
2-6	Activities, value chain and other business relationships		22-23
2-7	Employees		21, 77-85
2-8	Workers who are not employees	All our employees are directly related to Ecoener, except on specific occasions, mainly during the construction phases when local specialists are subcontracted.	
2-9	Governance structure and composition		37-40
2-10	Nomination and selection of the highest governance body		37-40

GRI STANDARD	CONTENTS	ANSWER / CONTENT	PAGE
2-11	Chair of the highest governance body		37-40
2-12	Role of the highest governance body in overseeing the management of impacts		37-40
2-13	Delegation of responsibility for managing impacts		37-40
2-14	Role of the highest governance body in sustainability reporting		37-40
2-15	Conflicts of interest	<p>Article 35 of the Regulation of the Board of Directors sets forth the obligations and duties for management of non-public information, fidelity and other important aspects. It also specifically regulates situations of conflict of interest that may affect members of the Board, and the applicable regulations when they are presented.</p> <p>As regards cross-company transactions with suppliers, stakeholders, controlling shareholders, and in general with related companies and persons, these can be seen in the Notes to the Financial Statements and in the Annual Corporate Governance Report (ACGR).</p>	37-40
2-16	Communication of critical concerns		41
2-17	Collective knowledge of the highest governance body	Commission meetings are regularly held throughout the year to share advances in sustainability and to analyse trends in the sector on this issue.	
2-18	Evaluation of the performance of the highest governance body	<p>The Board of Directors, in accordance with the declaration in the Annual Corporate Governance Report (ACGR), establishes and coordinates a schedule to evaluate functioning, quality and efficiency of the commissions, along with their compositions and operability. The performance of the chair, the first executive and the contributions of each director are analysed.</p> <p>It is also expected that every three years the Board will be supported by an external evaluator whose independence will be verified by the Appointment and Remuneration Committee.</p>	
2-22	Statement on sustainable development strategy		9-13
2-23	Policy commitments		9-13, 38

GRI STANDARD	CONTENTS	ANSWER / CONTENT	PAGE
2-24	Embedding policy commitments		9-13, 38
2-25	Processes to remediate negative impacts	<p>We have a corporate reporting channel that is described in the report.</p> <p>We also have channels for complaints and claims in our projects, aligned with the standards of the of the IFC Regulation, which guarantee the transparent and effective reception, management and response to concerns expressed by interested parties. These mechanisms facilitate dialogue and resolution of concerns, contributing to responsible management and continuous improvement of our operations.</p>	29-31
2-26	Mechanisms for seeking advice and raising concerns	<p>We have a corporate reporting channel described in the report.</p> <p>We also have channels for complaints and claims in our projects, aligned with the standards of the of the IFC Regulation, which guarantee the transparent and effective reception, management and response to concerns expressed by interested parties. These mechanisms facilitate dialogue and resolution of concerns, contributing to responsible management and continuous improvement of our operations.</p>	37-41
2-27	Compliance with laws and regulations	In 2024 there were no cases of non-compliance with the respective environmental legislation or standards of each country in which we operate.	
2-28	Membership associations:	<p><u>Spain</u></p> <ul style="list-style-type: none">-AEE-APPA-AEOLICAN-HACER <p><u>Colombia</u></p> <ul style="list-style-type: none">-Ser Colombia <p><u>Italy</u></p> <ul style="list-style-type: none">-Italia Solare <p><u>Canada</u></p> <ul style="list-style-type: none">-AQPER-Canadian Renewable Energy Association-Canadian Chamber of Commerce <p><u>Poland</u></p> <ul style="list-style-type: none">-Polskie Stowarzyszenie Energetyki Wiatrowej - PSEW-Polskie Stowarzyszenie Magazynowania Energii – PSME – PSME, Polska Energetyka, Magazyny Energii,-Adamska, Stowarzyszenie Magazynowania Energii <p><u>Ecuador</u></p> <ul style="list-style-type: none">-Cámara de Energía del Ecuador (CEDE) <p><u>Greece</u></p> <ul style="list-style-type: none">- ELETAEN- Spanish Greek Chamber	

GRI STANDARD	CONTENTS	ANSWER / CONTENT	PAGE
2-29	Approach to stakeholder engagement	At Ecoener we foster a culture of active participation with our stakeholders through regular meetings and strategic collaborations. Direct dialogue and joint projects enable us to jointly identify and address key challenges in sustainability.	11, 45-47
2-30	Collective bargaining agreements	All the employees in Spain are part of collective bargaining agreements. In other countries, working conditions and terms of employment are governed by the legislation in force in each territory.	
GRI 3. Material Topics 2021			
3-1	Process to determine material topics		45-47
3-2	List of material topics		45-47
GRI 200. Economic Topics			
GRI 201	Economic performance 2016	201-1 Direct economic value generated and distributed	21.39
GRI 203	Indirect economic impact 2016	203-1 Infrastructure investments and services supported	21.39
GRI 204	Procurement practices 2016	204-1 Proportion of spending on local suppliers	21
GRI 205	Anti-corruption 2016	Operations assessed for risks related to corruption The company has a reporting channel that employees and third parties may use to anonymously report any irregularities. All the complaints received are investigated internally by the Internal Auditing team or with the support of the company contracted to manage the channel, thus ensuring a rigorous and confidential process. 205-3 Confirmed cases of corruption and actions taken In 2024 no cases or reports of potential cases of corruption were detected.	41
GRI 206	Anti-competitive behaviour 2016	206-1 Legal actions for anti-competitive behaviour, anti-trust, and monopoly practices There are no ongoing or completed legal actions related to unfair competition and/or monopolistic or anti-competitive practices.	
GRI 207	Tax 2019	207-4 Country-by-country reporting	

GRI STANDARD	CONTENTS	ANSWER / CONTENT	PAGE
GRI 300. Environmental topics			
GRI 301	Materials 2016	301-1 Materials used by weight or volume	70
GRI 302	Energy 2016	302-1 Energy consumption within the organisation	66
		302-3 Energy intensity	66
		302-4 Reduction of energy consumption The company has increased its activities, and therefore energy consumption has also gone up.	66
GRI 303	Water and effluents 2018	303-1 Interactions with water as a shared resource	64-65
		303-2 Management of water discharge-related impacts	64-65
		303-5 Water consumption	65
GRI 304	Biodiversity 2016	304-1 Operational sites owned, leased, managed in, or adjacent to, protected areas and areas of high biodiversity value outside protected areas: The hydroelectric power plant of San Bartolomé is located in the Fragas do Eume Natural Park (43°24'9.70" N, 8°3'1.00"O), an area catalogued as a Special Area of Conservation (SAC) and Site of Community Importance (SCI). Although the Administration does not demand environmental monitoring during the operational phase, the turbine and ecological flows are reported every quarter. The centre of operations has a surface area of 927 m², and the plant itself is leased to Hidroeléctrica del Giesta, S.L.	50-63
		304-2 Significant impacts of activities, products, and services on biodiversity The projects implemented are subjected to Environmental Impact Assessment (EIA). Each EIA studies these and other potential impacts. None of the actions caused a significant impact on biodiversity.	
		304-3 Habitats protected or restored: More than half of the Fragas do Eume Natural Park (PNFE) falls within the administration of the town hall of Monfero, with an extension of 5,963.60 ha, followed by the town halls of As Pontes de García Rodríguez (1,464.87 ha), A Capela (846.80 ha), Cabanas (662.70 ha) and Pontedeume (168.39 ha). Monfero is also the town hall with the largest proportion of its territory within the natural park, at almost 35%, followed by Cabanas, which has slightly more than 22%. A Capela has about 15% of its territory within the park, while Pontedeume and As Pontes de García Rodríguez possess less than 6% each one. The territory of the PNFE also coincides with the protected space of the Natura 2000 network for ZEC Fragas do Eume (ES1110003).	50-63

GRI STANDARD	CONTENTS	ANSWER / CONTENT	PAGE
GRI 304	Biodiversity 2016	304-4 IUCN Red List species and national conservation list species with habitats in areas affected by operations DECREE 21/2023, of 2 March, which modifies Decree 211/1996, of 2 May, which approves the management plan for the natural resources of the natural area of Fragas do Eume, and which approves the master plan for the use and management of the Fragas do Eume Natural Park. ANEXO II – Master plan for use and management of the Fragas do Eume Natural Park. Section 1.2.2.2 – Fauna.	
GRI 305	Emissions 2016	305-1 Direct (Scope 1) GHG emissions To calculate the carbon footprint in Scopes 1 and 2, the guidelines established by the Ministry for the Ecological Transition and Demographic Challenge (MITECO) were followed.	67-69
		305-2 Energy indirect (Scope 2) GHG emissions To calculate the carbon footprint in Scopes 1 and 2, the guidelines established by the Ministry for the Ecological Transition and Demographic Challenge (MITECO) were followed.	67-69
		305-3 Other indirect (Scope 3) GHG emissions: The Scope 3 emissions are estimated in accordance with the international GHG Protocol.	67-69
GRI 306	Waste 2020	306-1 Waste generation and significant waste-related impacts	70-73
		306-2 Management of significant waste-related impacts	70-73
		306-3 Waste generated	70-73
		306-4 Waste diverted from disposal	73
GRI 308	Supplier Environmental Assessment	308-2 Negative environmental impacts in the supply chain and actions taken (pg.): Most of the construction work carried out in 2024 corresponded to the construction of photovoltaic plants.	
		In this context, the main suppliers for these projects were Longi (solar panels), Schletter (trackers) and Sungrow (inverters).	29-31
		The environmental assessments focus on the inclusion of clauses in agreements with suppliers, ensuring compliance with best practices and environmental protection.	
GRI 400. Social topics			
GRI 401	Employment 2016.	401-1 New employee hires and employee turnover	77-85
		401-3 Parental leave: In 2024 there were two cases for which the right to parental leave was exercised: 1 man and 1 woman.	85

GRI STANDARD	CONTENTS	ANSWER / CONTENT	PAGE
GRI 403	Occupational Health and Safety 2018	403-1 Occupational health and safety management system	86
		403-9 Work-related injuries	86
		403-10 Work-related ill health	86
GRI 405	Diversity and Equal Opportunity 2016	405-1 Diversity of governance bodies and employees	77
		405-2 Ratio of basic salary and remuneration of women to men	85
GRI 406	Non-discrimination 2016	406-1 Incidents of discrimination and corrective actions taken: Zero complaints.	
GRI 408	Child Labour 2016	408-1 Operations and suppliers at significant risk for incidents of child labour In 2022 we did not identify any actions that violate Human Rights in our activity nor did we report any violations in this regard.	
GRI 409	Forced or Compulsory Labour 2016	409-1 Operations and suppliers at significant risk for incidents of forced or compulsory labour Ecoener complies with the legislation currently in force in all the markets where it operates, and guarantees respect for human rights. The company is also implementing a supply chain control and supervision system to ensure that there are no breaches in its value chain.	
GRI 410	Security Practices 2016	410-1 Security personnel trained in human rights policies or procedures Security at the facilities is managed by specialised security companies, which ensures that all the personnel at the plants receive adequate training.	
GRI 411	Rights of Indigenous Peoples 2016	411-1 Incidents of violations involving rights of indigenous peoples None of our projects directly or indirectly affects indigenous peoples.	
GRI 413	Local Communities 2016	413-1 Operations with local community engagement, impact assessments, and development programs	88-99
		413-2 Operations with significant actual and potential negative impacts on local communities No adverse impacts were detected in the local communities. The most significant negative impacts usually take place during the construction phase, although they are low in magnitude and last for a short period. All these effects are analysed in the Environmental Impact Studies for each project, ensuring that they are monitored and protective and correctives measures are applied.	
GRI 414	Supplier Social Assessment 2016 Forced or Compulsory Labour 2016	414-1 New suppliers that were screened using social criteria Most of the construction work in 2024 was carried out on photovoltaic plants. The main suppliers of these systems were Longi (solar panels), Schletter (trackers) and Sungrow (inverters), all of whom are committed to strict policies of respect for Human Rights.	

GRI STANDARD	CONTENTS	ANSWER / CONTENT	PAGE
GRI 414	Supplier Social Assessment 2016 Forced or Compulsory Labour 2016	414-2 Negative social impacts in the supply chain and actions taken The main suppliers of the photovoltaic facilities include Longi (solar panels), Schletter (trackers) and Sungrow (inverters). These companies have human rights policies and are subject to a code of conduct. In the event of breaches of the clauses or the regulations of Ecoener on this issue, the contract would be terminated.	
GRI 416	Customer Health and Safety 2016	416-2 Incidents of non-compliance concerning the health and safety impacts of products and services No incidents of non-compliance concerning the health and safety impacts of products and services have been found.	
GRI 418	Customer Privacy 2016	418-1 Substantiated complaints concerning breaches of customer privacy and losses of customer data No complaints concerning breaches of customer privacy or loss of data were filed.	



Verification

ÜBERPRÜFUNG ■ VERIFICATION ■ CHÉQUE ■ VERIFICACIÓN ■ VERIFICAZIONE



Más valor.
Más confianza.

VERIFICATION

TÜV SÜD Iberia S.A.U. has confirmed that

ECOENER's Sustainability Report for the **financial year 2024** has been prepared pursuant to the international standards of the **Global Reporting Initiative** (GRI).

This information was verified through a remote Verification Audit on the **18 and 19 March**. In said Audit, the authenticity of the data contained in the report was verified.

In witness whereof:

Auditor	Auditor	Revision
Diana Abengózar García Product manager	Lucía Tenorio Rodríguez Product manager	Victoria Gutiérrez Business Line Manager
		
Madrid, 02/04/2025	Madrid, 02/04/2025	Madrid, 02/04/2025

TÜV SÜD IBERIA S.A.U

