

Evidence Me – Set up guide

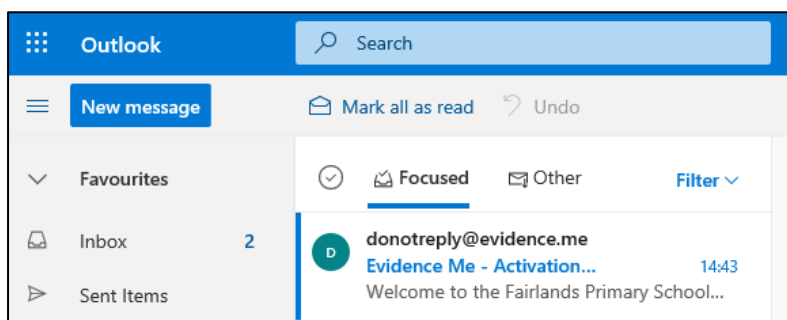


Evidence Me is a brilliant resource for teachers and parents to share learning on the go!

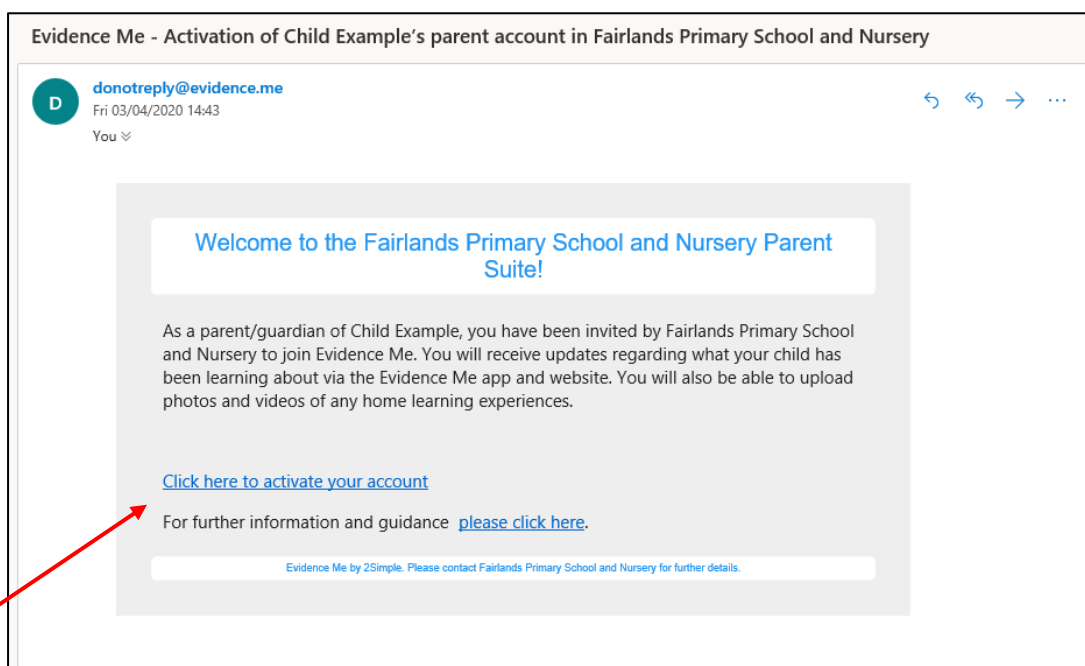
Parents and carers are able to upload pictures and videos of what your child is up to while learning and playing at home. Teachers can login and look at all the wonderful things your child is doing at home!

How to set up:

1. You will be sent an activation e-mail from Evidence Me, asking you to activate and create your own account. If you can't see it, remember to check your junk folder.



2. You will then need to click 'Click here to activate your account'



3. You will then need to create your own password for your account

simple
SOFTWARE

Welcome to the Fairlands Primary School and Nursery
Parent Suite.
Please complete the setup below.

Password

Confirm Password

I agree with the Terms and Conditions.

Activate

e1a, bett awards 2014, bett awards 2015, bett awards 2018

4. Your account will now be activated. You will then need to login with your e-mail address and the password you have just created.

simple
SOFTWARE

Your user account is now activated.

You may now login using your email address and the password that you have just entered.

Please go to the Login page to sign in.

e1a, bett awards 2014, bett awards 2015, bett awards 2018

simple
SOFTWARE

Parentexample@hotmail.com


Sign in

[Forgot password?](#)

e1a, bett awards 2014, bett awards 2015, bett awards 2018

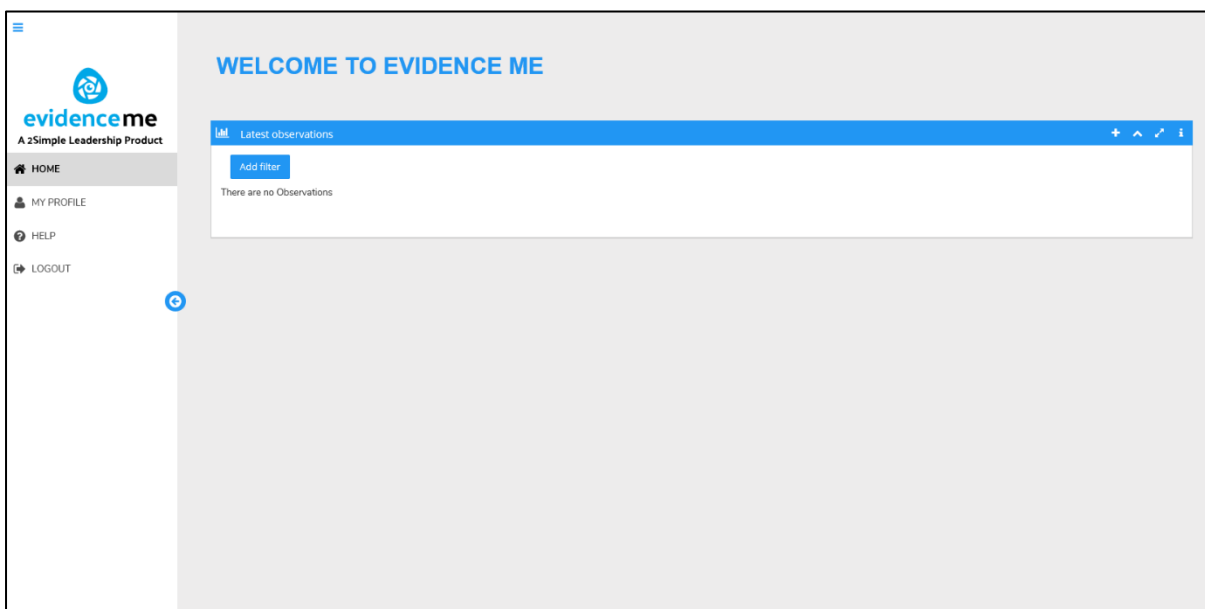
5. You can use Evidence Me on a laptop or download the app – See below

Evidence Me Parent App



The Evidence Me Parent App can be downloaded by clicking one of the above icons.

6. Here is the home screen you will see when you have logged into Evidence Me



The screenshot shows the Evidence Me web interface. On the left is a navigation sidebar with the Evidence Me logo and the tagline "A 2Simple Leadership Product". The sidebar menu includes "HOME", "MY PROFILE", "HELP", and "LOGOUT". The main content area is titled "WELCOME TO EVIDENCE ME" and displays a "Latest observations" section. This section has a blue header with a filter icon, a search icon, and a refresh icon. Below the header is a white box containing an "Add filter" button and the text "There are no Observations". A blue plus icon is visible in the bottom left corner of the main content area.