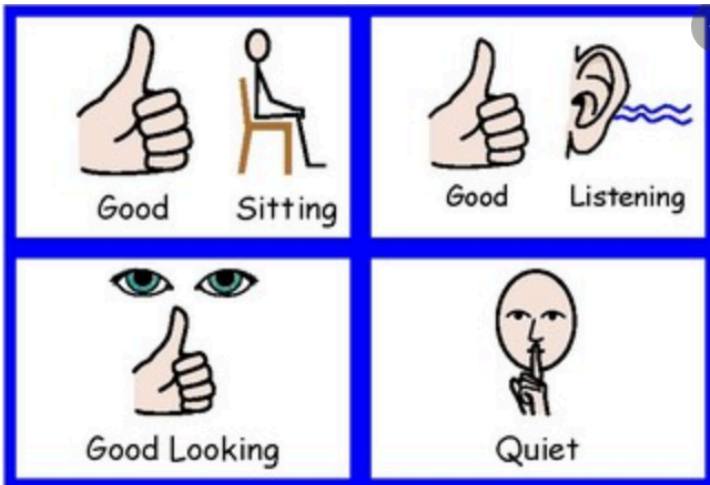


Phonics Warm Up!

We do these at the start of each lesson!
Complete 1 or 2 per day

Recap How to be a Good Listener:



Phonics songs

Practice Blending...

<https://www.youtube.com/watch?v=OJWJx0ILwV8>

Rhyming song...

<https://www.youtube.com/watch?v=RVophT8naUM>

Musical Sounds

Just like musical statues, but with a twist. When the music stops, hold up an object and ask your child to tell you the initial sound (**first sound in the word**) For example 'c for cup' or 'f for fork'.



Sing a nursery rhyme:

Below is a link to the 'Singing hands' page- They sing a range of nursery rhymes and introduce Makaton Signing- Choose one of the nursery rhymes and sing along!


<https://www.youtube.com/user/SingingHandsUK>



MONDAY

Today we are going to be learning...

How to blend sounds in a word back together



INTRODUCTION: Explain to the children that we are going to be learning something new today. Something called 'blending'. *What do you think it means?*

Explain that blending is when we squash all the sounds in a word back together. Model segmenting the word 'c-a-t' ask your child to clap (blend) the word back together to say "cat!"

NOTE: Segmenting is when you break up a word into the individual sounds.

TEACH:

Model segmenting a few more CVC (Consonant, vowel consonant) words to ensure they are understanding the concept of blending.

Man!

D-o-g

M-a-n

C-u-p

Dog!

Cup!

J-u-m-p!

S-i-t!

H-o-p!



PLAY:

Give your child a range of instructions and encourage them to blend the instructions back together. For example... "Simon says, can you r-U-N on the spot?"

Adults...

If you are unsure about each of the phonemes (letter sounds) watch the video below to give you a better understanding of how each sound is pronounced

<https://www.youtube.com/watch?v=MOW3pB2KwGA>

TUESDAY

Today we are going to be learning...

How to blend sounds in a word back together



RECAP:

Ask the children about their learning yesterday?

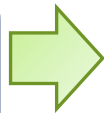
What were we learning?

Remind the children that yesterday we were learning how to blend words. *What does blending mean?*

TEACH:

If your child is confidently blending CVC words together- try introducing words with 4 phonemes, for example:


- J-u-m-p
- S-k-i-p
- P-i-n-k
- M-i-l-k



PLAY: Look, detectives look!

Using the 'Busy beach' image on the next slide, you need to segment things you can see on the image and your child needs to blend the word back together. Once they have blended the word, they can then find the object on the picture.


For example "Can you find the B-oa-t?"



Some examples of words you might segment are:

C-ar, D-o-g, N-e-t, H-a-t, R-o-ck, C-r-a-b, Sh-e-ll, B-oa-t

Extension: Can your child have a go at segmenting a word using their robot arms?



D-o-g

Busy Beach



WEDNESDAY

Today we are going to be learning...

How to Segment the sounds in a word

RECAP

Recap blending- squashing the sounds in a word back together.

TEACH:

Explain that today we are going to be segmenting a word- *What does segmenting mean?*

Segmenting is when you break up a word into its individual sounds. When we segment we use our robot arms, moving them up and down each time we say a sound. Model segmenting the word 't-a-p' Can you segment the word tap now?

PLAY: Hide and Seek

Collect a range of objects (c-u-p, h-a-t, b-oo-k, f-or-k, p-a-n, b-a-g, l-i-d)

Hide the objects around the room and explain that you are going to segment a word and then they will have to search the room to find the correct object.

Once all the objects have been found and they are confidently blending, swap roles and encourage your child to segment the words instead.

Extension: Introduce 4 phoneme objects for your child to segment- M-i-l-k or S-p-oo-n



THURSDAY

Today we are going to be learning...

How to Segment the sounds in a word

RECAP:

What can you tell me about segmenting?

Can you show me how to segment the word cat?

TEACH: Start by playing a game of musical objects- When the music is playing, your child has to dance. When the music stops, you will segment a word and they have to blend the word back together.

CHALLENGE- When you hold up an object can they segment the word instead?

PLAY: Leap Frog

Explain that to play this game we are going to be jumping like a frog. Each time we segment a word and say a sound, we have to jump. Model jumping to each sound "p-i-g". Encourage your child to join in. Start by Standing at the back of the room and when you hold up an object your child has to jump forward each time they segment a sound.



Extension: Watch the jolly phonics video below. Encourage your child to sing along and join in with the actions. <https://www.youtube.com/watch?v=T4IfiKiQ-3I>

Why not try making your own grapheme (letter) cards- Start by writing the graphemes s, a, t, p, i, n-
When you hold up a grapheme card are they able to tell you what sound it makes?

FRIDAY

Today we are going to
be learning...

How to Segment the
sounds in a word

RECAP:

Recap blending (squashing a word back together) and segmenting (breaking up a word into separate sounds)
Can you leap like a frog and segment the word log?

PLAY: What's the word Mr Wolf?

Explain to the children that today we are going to play a game of 'What's the word Mr Wolf'. Start by modelling being the wolf and stand at the front of the room (Have a basket of CVC and CVCC objects). Your child will start by shouting "What's the word Mr Wolf!". You (The wolf) will then hold up an object and say what it is. Your child then has to segment the word and use their robot feet and move that many steps forward. For example if you hold up a cup, your child will take 3 steps forward: C- u- p.

However when you shout "Dinner time" they have to run back to the beginning without being caught by the wolf. Take it in turns to be the wolf.



Extension:

Why not try making your own grapheme (letter) cards- Start by writing the graphemes s, a, t, p, i, n- Can you make any words using these graphemes.

s a t p i n

pat



pan

