


# Phonics Warm Up!

We do these at the start of each lesson!  
Complete 1 or 2 per day

## Recap How to be a Good Listener:



## Phonics songs

Practice segmenting...

<https://www.youtube.com/watch?v=OJWJx0lLwV8&t=1s>

Blending song...

<https://www.youtube.com/watch?v=qWn-gxUddqo>

## Musical Sounds

Just like musical statues, but with a twist. When the music stops, hold up an object and ask your child to tell you the initial sound (**first sound in the word**) For example 'c for cat' or 'p for pan'.



## Sing a nursery rhyme:

Below is a link to the 'Singing hands' page- They sing a range of nursery rhymes and introduce Makaton Signing- Choose one of the nursery rhymes and sing along!

<https://www.youtube.com/user/SingingHandsUK>

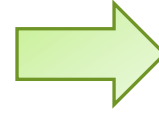




# TUESDAY

Today we are going to be learning...

How to Segment the sounds in a word



**RECAP:**

What can you tell me about segmenting?

Can you show me how to segment the word pot?



**Practise:** Can you segment these pictures:



**PLAY: Segmenting Adventure!**

Tell the children that today we are going to go on a hunt for some objects.

Tell the children the objects they are looking for provide pictures or a list of objects.

Allow your child to search for an object and when found they have to segment it clearly to the adult. E.g we are looking for a coat, a cat, a pot, a spoon, a dish.

**Extension:** Let the children take turns and segment an item for you to find!

# WEDNESDAY

Today we are going to be learning...

How to Segment the sounds in a word

**RECAP:**

Segmenting - Can you remember what segmenting is? (breaking up a word into separate sounds)

Can you snap like a crocodile and segment the word boat?

**PLAY: Cross the river**

Have a selection of these letter objects (e.g. a 'can', a 'pig' and a 'bag') Have a 'river' on floor, such as a piece of blue material.

One at a time the children have to segment their object, e.g. 'c-a-n', to be able to jump over the river. To make it easier practice saying all of the objects like robots before you begin the game.



*Extension: Why not have trickier objects to segment.*



# THURSDAY

Today we are going to be learning...

How to Segment the sounds in a word

## RECAP:

Recap blending (squashing a word back together) and segmenting (breaking up a word into separate sounds)

Can you leap like a frog and segment the word rat?



## PLAY: Feed the monkey

It doesn't necessarily need to be a monkey in this activity; any other toy would work well also.

Have some toy or real food and a picnic basket/box next to the toy. Say to the children that the monkey can only put the food in his hamper if we can say it in sound-talk, e.g. j-a-m. Jam!

Good foods to use in this game are things like ham, eggs, cake, milk and cheese.



## Extension:

If children are getting good at these simpler words, however, why not have a go at longer words, for example 'sandwich'!

# FRIDAY

Today we are going to be learning...

How to Segment the sounds in a word

## RECAP:

Recap segmenting (breaking up a word into separate sounds)



Can you segment man:



## PLAY: Jump the planets

In this game you are going to draw three circles in a row on the ground. These could be planets, or they could be lily pads, or currant buns or something else if you prefer.

The children pick a CVC picture/object out of a bag, e.g. 'cup'. Then the children are going to jump across the planets, saying one sound each time they land on a planet – e.g. 'C-u-p.' Then they jump off the last planet into space and say the word, in this example 'cup.'



## Extension:

If children are getting good at these simpler words, why not have a go at longer 4 letter words and add an extra planet.

