

PHONICS AT HOME

APPRENTICE LEVEL

WEEK BEGINNING:
MONDAY 18TH MAY

Don't forget!

Don't forget to upload a photo or video of your phonics learning onto the Evidence Me app!



Funded by



Department
for Education



Join in daily Letters and Sounds phonics lessons on YouTube


10am: Reception

10:30am: Year 1

11am: Learning to Blend – extra blending
practice for Reception and Year 1

PHONEMES WE HAVE LEARNED SO FAR...

PHASE 2



PHASE 3



TRICKY WORDS WE HAVE LEARNED SO FAR...

Phase 2 Tricky Words

I
no
the
to
go
into

Phase 3 Tricky Words

he
she
we
me
be
you
are
her
was
all
they
my

PHONEMES WE ARE RECAPPING AND LEARNING TRICKY WORDS WE ARE LEARNING...

Sounds



Phase 4 Tricky Words

said
have
like
so
do
some
come
little
one
were
there
what
when
out

Warm Up!

We do these at the start of every phonics session
Complete 1 or 2 per day

Bottle top reading

Write these words onto separate pieces of paper. (milk, tent, clap, crab, step, desk)

Ask your child to put a bottle lid under each sound. Explain that these are the sound buttons.

Ask your child to read the word by pushing each button (bottle lid) and saying the sound and then blend the sounds together. If your child is finding it tricky, start segmenting slow and then go a little bit faster each time.



Phonics songs

<https://www.youtube.com/watch?v=jPVbJ-laHlw>
<https://www.youtube.com/watch?v=U2HYM9VXz9k>

Tricky word songs

<https://www.youtube.com/watch?v=TvMyssfAUx0>
<https://www.youtube.com/watch?v=R087IYrRpgY>


Phonics Chutes

Collect bottles or containers and make a chute, like the one pictured below. You can use these to post sounds, words, sentences, tricky words or objects for your child to read, write or segment!



Dance mat!

Copy the dance mat below. You may need to use multiple pieces of paper, to make room for your child's hands and feet. Give your child one of these words (shop, shed, ship, chop, chip, chin) Can your child segment the sounds and use their hands and their feet to press on the right sounds.



MONDAY

Tricky word recap!

Watch-

<https://www.youtube.com/watch?v=R087IYrRpgY>

Pause or mute the video.
Can your child recognise the tricky word before it plays!

Tricky word hunt

Find a handful of books from around your home. These can be story books, information books or any other books around your home. Have a look through the books and see if you can find any tricky words. (Please look on next slide to find a list of tricky words.) You may need to help your child, so please ask them to look at a particular sentence and see if they can pick it out. When they have found a tricky word, can they write down which pages they have found.

Tricky word quiz

Can you have a go writing tricky words in a tricky word quiz.

First quickly recap all of the tricky words learnt so far in Phase 3.

(he, she, we, me, be, you, are, her, all, was, my and they)

Adult to call out one of the tricky words above and ask your child to write it.

You can either write them or use cut up letters to build the word.

Can you beat your score later on in the week?

QUIZ
TIME!




How many did you find?

Phase 2 Tricky Words

I
no
the
to
go
into

Phase 3 Tricky Words

he
she
we
me
be
you
are
her
was
all
they
my



TUESDAY

Today we are recapping...

air

ure

Both these sounds have 3 letters that make 1 sound. Can you remember what this is called?

(A trigraph)

Look on the next page, to play 'real or alien words'. Start by looking at each word and underlining the 'air' or 'ure' sound. This will help your child read the words.

Can your child segment the sounds to read the words and then decide whether it is a real word and it makes sense, or whether it is an alien word and it is made up.

Planet Real




Planet Nonsense



Can you write a sentence about this picture?
(her hair is long)

Remember our steps to success:

1. Say your sentence. Count how many words in your sentence.
2. Start with a capital letter.
3. Write one word at a time, by segmenting the sounds. (Robot arms)
4. Remember finger spaces.
5. Full stop at the end.
6. Read it back, does it make sense?
7. Don't forget to send your sentences on **Evidence Me!**

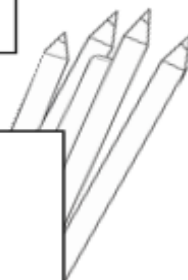


Challenge:

Can you think of your own sentence using the 'air' or 'ure' sound?

Real Words

Nonsense Words

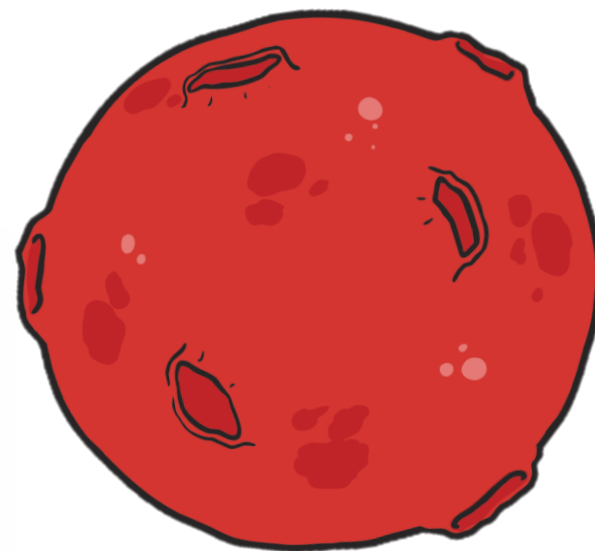


air	jure	jairp	cure
secure	fair	tairb	fure
picture	kairsh	hair	shairm
mure	pair	chairg	injure
pure	spure	jairch	sure

Planet Real



Planet Nonsense



WEDNESDAY

Today we are recapping...

oo

oo



Watch -


<https://www.youtube.com/watch?v=HWWUHqHOVSc>

These sounds look the same but one makes a short 'oo' sound as in book and foot and the other makes a long 'oo' sound as in food and moon.

Sorting words

Look on the next page for a bigger version of the activity. Look at the pictures and use your robot arms to segment the sounds. Can you decide whether it has the short 'oo' or the long 'oo' sound in.

Challenge: Can you write the words that you find!



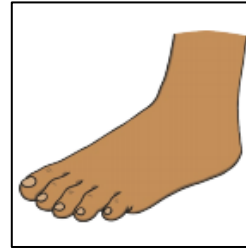
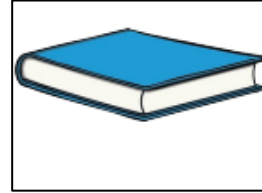
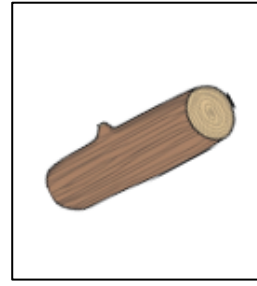

Can you write a sentence about this picture? (I can cook food)

Remember our steps to success:

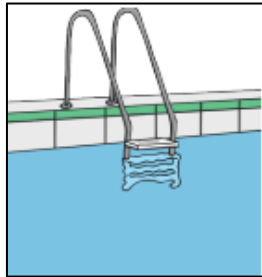
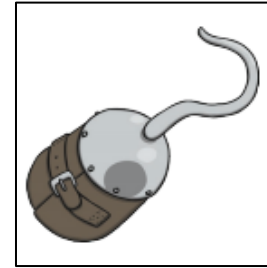
1. Say your sentence. Count how many words in your sentence.
2. Start with a capital letter.
3. Write one word at a time, by segmenting the sounds.
4. Remember finger spaces.
5. Full stop at the end.
6. Read it back, does it make sense?
7. Don't forget to send your sentences on **Evidence Me!**



short 'oo'




long 'oo'



THURSDAY

Today we are recapping...

oa



Watch - <https://www.youtube.com/watch?v=KCJyHN0IFE>

8



You will find a larger version of this on the next page. Can you 'roll and read'?

1. Roll a dice - if you do not have one, you can use an interactive one online.
2. Read the word that matches the number on the dice.
3. How many words can you read?


Phase 3 Roll and Read - oa

1	coat	load	goat	loaf	road
2	soap	oak	toad	foal	boat
3	load	loaf	soap	toad	boat
4	foal	oak	road	goat	coat
5	load	oak	loaf	foal	toad
6	toad	coat	goat	loaf	road







Can you write a sentence about this picture?
(The goat has a coat)

Remember our steps to success:

1. Say your sentence. Count how many words in your sentence.
2. Start with a capital letter.
3. Write one word at a time, by segmenting the sounds.
4. Remember finger spaces.
5. Full stop at the end.
6. Read it back, does it make sense?
7. Don't forget to send your sentences on **Evidence Me!**



Phase 3 Roll and Read - oa

	coat	load	goat	loaf	road
	soap	oak	toad	foal	boat
	load	loaf	soap	toad	boat
	foal	oak	road	goat	coat
	load	oak	loaf	foal	toad
	toad	coat	goat	loaf	road

FRIDAY

Today we are
recapping...

ear

igh

You will find a larger version of this on the next page. 'ear' or 'igh'?
Choose a picture - segment the sounds using your robot arms.
Does it have the 'ear' or the 'air' sound in the word?
Can you find the correct sound it matches to?

Challenge: Can you write the word?



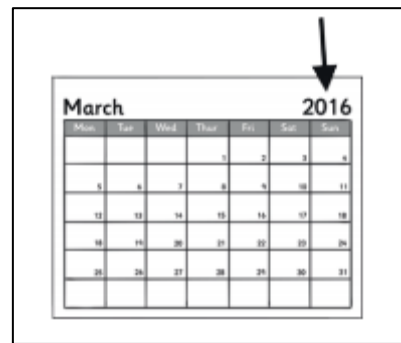
Can you **write a sentence** about this picture?
(the beard is light)

Remember our steps to success:

1. Say your sentence. Count how many words in your sentence.
2. Start with a capital letter.
3. Write one word at a time, by segmenting the sounds.
4. Remember finger spaces.
5. Full stop at the end.
6. Read it back, does it make sense?
7. Don't forget to send your sentences on **Evidence Me!**



ear



igh

