

PHONICS AT HOME

EXPERT LEVEL

WEEK BEGINNING:
MONDAY 18TH MAY

Phonics play log in:

Username: march20

Password: home

Remember you can also access: bug club and teach your monster to read!




Here is another useful link for more phonics learning. Sessions are added daily:

[HTTPS://WWW.YOUTUBE.COM/CHANNEL/UCP_FBJYUP_UTLDV2K_NIWW/VIDEOS](https://www.youtube.com/channel/UCP_FBJYUP_UTLDV2K_NIWW/VIDEOS)

PHONEMES WE HAVE LEARNED SO FAR...

PHASE 2



PHASE 3



TRICKY WORDS WE HAVE LEARNED SO FAR...

Phase 2 Tricky Words

I
no
the
to
go
into

Phase 3 Tricky Words

he
she
we
me
be
you
are
her
was
all
they
my

Phase 4 Tricky Words

said
have
like
so
do
some
come
little
one

PHONEMES WE ARE RECAPPING...

CONSONANT CLUSTERS WE ARE EXPLORING...

TRICKY WORDS WE ARE LEARNING...

Sounds

j 	v 	w 	x 	y 	z 	zz 	qu 
ch 	sh 	th 	ng 	ai 	ee 	igh 	oa 
oo 	oo 	ar 	or 	ur 	ow 	oi 	ear 
air 	ure 	er 					

st 	nd 	mp 	nt 	nk 	ft 	sk 	lt 
lp 	lf 	lk 	pt 	xt 	tr 	dr 	gr 
cr 	br 	fr 	bl 	fl 	gl 	pl 	cl 
sl 	sp 	st 	tw 	sm 	pr 	sc 	sk 
sn 	nch 	scr 	shr 	thr 	str 		

Phase 4 Blends and Clusters

Phase 4 Tricky Words

said
have
like
so
do
some
come
little
one
were
there
what
when
out

Warm Up!

We do these at the start of every phonics session
Complete 1 or 2 per day

Phonics songs

<https://www.youtube.com/watch?v=jPVbJ-laHlw>

<https://www.youtube.com/watch?v=U2HYM9VXz9k>

Tricky word songs

<https://www.youtube.com/watch?v=TvMyssfAUx0>

<https://www.youtube.com/watch?v=R087IYrRpgY>

Musical Sounds

Like musical statues! Play some music and encourage your child to dance/move around. Stop the music and show your child a phoneme. Can they tell you what it is, as quick as a flash? You could also play this game with the tricky words that your child has learnt so far!

Read and seek

Adult to write out words, such as:

hard, green, brown, red, flat, long, soft, black and sparkling.

Can you read the words and find an object, that matches the word? For example, for green, you might find a leaf, a green apple or green socks!

Flash cards – speed trial

Can you look carefully at the different graphemes shown on screen and say the phoneme (sound) it makes, as quick as a flash? How quickly can you say all phase 3 sounds? Can you play the game again later in the week and beat your time?

<https://www.phonicsplay.co.uk/member-only/Flashcards.html>

Simon says

Similar to normal 'Simon says'. Adult to give instructions by segmenting the sounds. For example, 'Simon says can you r-u-n' or 'Simon says can you jump up h-igh'. Children to blend the sounds and complete the instruction (run, hop, jump, skip, shake, sit, dig, nod, hug).

Bowling

Collect some different sized containers or bottles, and on each one write/stick a grapheme (letter shape), or tricky word. Can you bowl a ball, or something similar to knock down the containers? Can you say the sounds (phoneme), or tricky words on the containers that you knocked down?



Beat the timer

Adult/child to write out previously learned tricky words, or sounds (phonemes), onto separate pieces of paper and lay them face down. Adult to set a timer, or count down from a number. How many can you read correctly, before the timer runs out?

MONDAY

Today's tricky word is...

were

Write the word 'were' on a piece of paper. What letter shapes can you see? Can you think of a sentence, that has the word 'were' in it?

I spy... were!

Have a look at the collection of tricky words below. Can you spy our new tricky word, 'were'? How many can you find? What other tricky words can you see?

were have said her
we they were were
like so do do
were some come were
little were so
one have we they
were said said we
have were we like

Tricky word bingo

Fold/draw six squares on a piece of paper. Encourage your child to choose 6 words from the list below and write 1 in each box.


Adult to call out a tricky word and ask your child to look carefully to see if they have this in their grid. Can you cross all of your words off and say 'bingo'?



were	one
have	said
so	little
some	come
like	do

Can you read the sentence and match it to the correct picture? Challenge yourself to write a sentence about the other picture, using 'were'.

The frogs were in the pond.




TUESDAY


Today we are recapping...

Consonant clusters


We need to listen carefully to hear the two separate sounds. Discuss what you can remember about consonant clusters. Here are some examples to explore. Can you **segment** the sounds in the words? Is the consonant cluster at the start, or the end of the word?



t-r-ee (tr)



c-l-i-p (cl)



v-e-s-t (st)

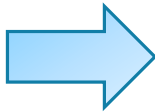
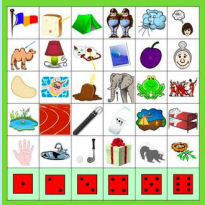
Roll and write

For this activity you will need to use a dice, or create number cards 1-6 (interactive dice can be found online, if you do not have one at home).

First, you will need to roll the dice and look at the number that it lands on. Then, have a look at the grid on the next page. If you rolled number 1, you would look at the picture in that column. Your challenge is to look carefully at the picture and name it. Can you


write the word, that matches to the picture?


Challenge yourself to write at least 10 different words. Remember to segment the sounds to help you and listen carefully, for the consonant clusters.

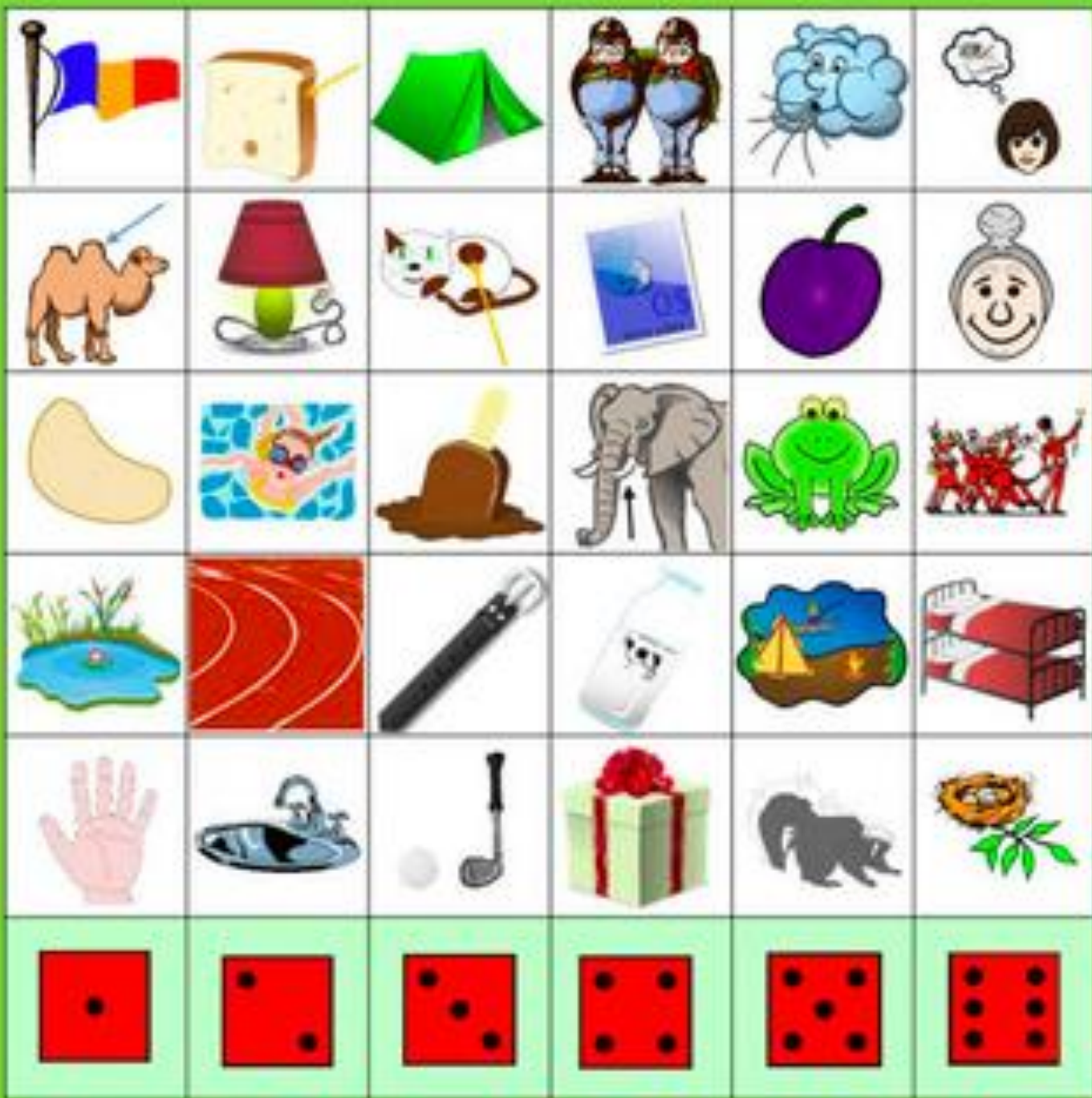


Can you **write** a silly sentence about one of these pictures? Remember our steps to success:

1. Say your sentence. Count how many words in your sentence.
2. Start with a capital letter.
3. Write one word at a time, by segmenting the sounds.
4. Remember finger spaces.
5. Full stop at the end.
6. Read it back, does it make sense?








WEDNESDAY

Today we are exploring...


Consonant clusters

We need to listen carefully to hear the two separate sounds. Discuss what you can remember about consonant clusters.


Here are some examples to explore. Can you **segment** the sounds in the words? Two of these words, start with the same consonant cluster, but one does not. Can you find the odd one out?



s-l-ee-p (sl)



s-l-i-p (sl)




s-m-e-ll (sm)

Clusters board game

Version 1: Can you make it to the finish line, before your adult? Take it in turns to roll a dice (if you do not have a dice, you can find interactive ones online) and move that many spaces. When you land on a word, your challenge is to segment the sounds in the word. You might like to challenge yourself to write the word!

Version 2: Can you challenge yourself to read each of the words on the board? How quickly can you read them all and get to the finish line?

There is a large version of the board game, on the next slide.



Reading a story







On slide 11, you will find a story. Before you read the story, can you spot the following consonant clusters in words:

- nk, sn, mp, bl, st, nd, dr

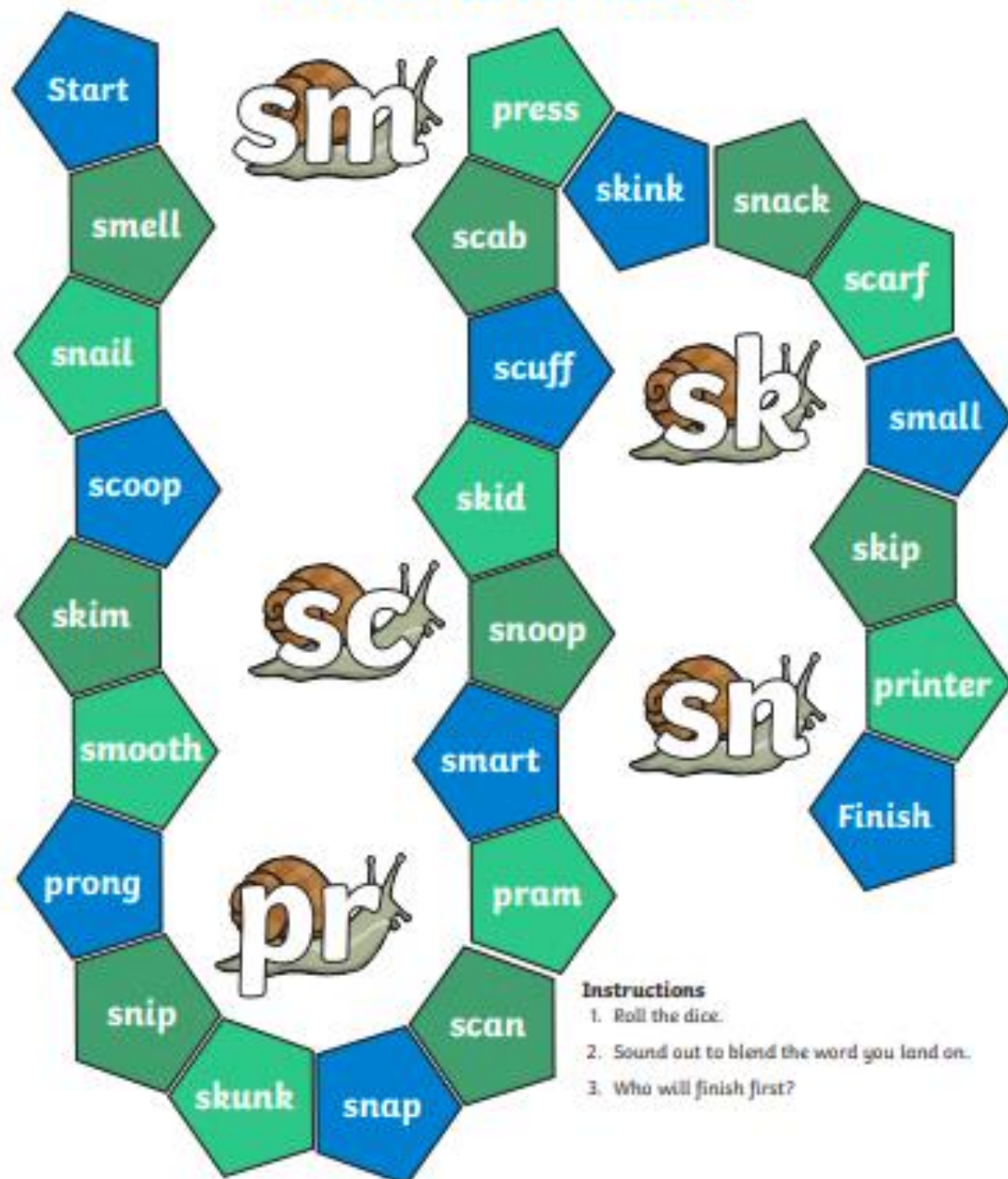
Can you read these words?

Next, can you challenge yourself to **read** the story?
For an extra challenge, can you write a sentence about what you think might happen next?

The Pink Pig

 <small>The pink pig is in the junk yard. The pink pig thinks junk is fun.</small>	 <small>The pink pig jumps in the junk and the mud. The pink pig sinks into the mud.</small>	 <small>The pink pig starts to blink. The pink pig is sinking!</small>
 <small>The dog sees the pink pig sinking in the mud. Quick, help the pink pig!</small>	 <small>The kind dog helps the pink pig. The dog gets the pig a drink. "Thank you," says the pink pig.</small>	 <small>The dog sniffs the pink pig and says with a wink, "I think you stink!"</small>

Read and Race



- Instructions**
1. Roll the dice.
 2. Sound out to blend the word you land on.
 3. Who will finish first?


The Pink Pig



The pink pig is in the junk yard.
The pink pig thinks junk is fun.



The pink pig jumps in the junk
and the mud. The pink pig sinks
into the mud.



The pink pig starts to blink. The
pink pig is sinking!



The dog sees the pink pig sinking in
the mud. Quick, help the pink pig!



The kind dog helps the pink pig.
The dog gets the pig a drink.
"Thank you," says the pink pig.




The dog sniffs the pink pig and says
with a wink, "I think you stink!"

THURSDAY


Today we are exploring...

Consonant clusters


We need to listen carefully to hear the two separate sounds.
 Discuss what you can remember about consonant clusters.
 Here are some examples to explore. Can you **segment** the sounds in the words? Two of these words, end with the same consonant cluster, but one does not. Can you find the odd one out?



d-r-i-n-k (nk)



t-e-n-t (nt)



s-i-n-k (nk)

Cluster spinning tops

Adult/child to write the following consonant clusters, onto separate pieces of paper and place them in different locations, around the room.

- tr, dr, st, cr

Adult to call out some of the following words. Each word, starts with one of the consonant clusters that you have placed around the room. Can you listen carefully, segment the sounds in the words and work out which cluster is at the start? Can you run/spin towards the piece of paper, that has the consonant cluster written on it?

For example - if your adult calls out crab, you would need to find the 'cr' cluster.

Words: tree, stop, drink, trip, trap, crab, star, tram, drop, start, step, crush.


Writing a comic strip

Using the template on the next slide, can you write your own comic, using the pictures to help you?

Before you begin, tell your adult about each of the different pictures and think carefully about a sentence you could write for each. Use these questions to help you:
 Who is in the picture? Where are they? What is happening?

Remember our steps for success too. These can be found on the next slide, alongside the comic.

For an extra challenge, can you create your own comic strip?





Sentence writing
steps to success:

1. Say your sentence. Count how many words in your sentence.
2. Start with a capital letter.
3. Write one word at a time, by segmenting the sounds.
4. Remember finger spaces.
5. Full stop at the end.
6. Read it back, does it make sense?


FRIDAY

Today, is reading challenge Friday!



Introducing a new reading challenge!

Each Friday, our learning will focus around a reading challenge. For this challenge, you must become a reading detective! A reading detective is someone who answers lots of different questions about their reading. To do so, they:




Use their phonics knowledge to read words and sentences.



Think carefully about what they have read.



Make predictions (a sensible guess) about what might happen.



Look at the pictures for clues and ideas.

Adults - This learning will encourage and support your child's reading comprehension/understanding of the text. Each week, there will be a given number of pages from a book, or another form of text, included at the end of each weekly PowerPoint.

Please encourage your child to:

1. Read the text on the pages provided.
2. Read the questions. (Please encourage your child to read the questions themselves too. They may need support with certain words, which will be highlighted in red.)
3. Answer the questions, using their reading detective skills.

It would be great if you could record your child's reading and responses to the questions, and upload them as a video, to the **evidence me app**. This way, we can hear exactly how your child is answering the questions. Thank you! 😊

Before you begin the reading challenge, it's time to 'warm up' our brains with a game of:
Beat the timer.

Below, I have written lots of different graphemes (letters). Some of these graphemes you might see in your reading today and others are just for a practise. Can you say the phoneme (sound) that each grapheme makes, as quick as a flash? Can you do it in less than a minute?



ss

v

y

igh

bb

x

ee

ai

ure

or

th

v

Today we will be reading some pages from the book:
Ron Rabbit's Big Day
You will find the pages, on the next slide.

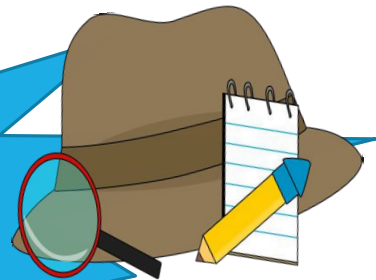
Ron Rabbit's Big Day



If you would like to access and read the whole book, please follow this link, to the e-book on Oxford Owl. Oxford Owl is a fantastic online resource which allows you to access a range of reading books for your child. The resources is completely free and it takes just a few steps, to set up an account.

<https://www.oxfordowl.co.uk/api/interactives/24765.html>

Detectives, remember to use all your super skills, to help you read the book and answer the questions. We can not wait to hear your answers!



Ron has to get up at six. The sun is not up yet.



60

Ron fills his van with milk. Then he sets off.



62

Mrs Jessop needs one bottle of milk. Ron dumps it on the step.



You will find the questions on the next slide.

QUESTIONS



1. Who is Ron?



2. When did Ron get up?



3. What is Ron's job?