


Home Learning Expectations Reception

Week beginning 8th June 2020

Hello Reception from Mrs Day, I hope you all had a lovely weekend and enjoyed last week's learning.

Please find below this week's learning activities. As always, if you have any questions about the home learning or feel you need some support in any way, then please contact me at ruth.day@fairlands.herts.sch.uk.

Reception's new topic this half term is 'Minibeasts'.



CHAT

- **Introduce the new topic** to your child. *What are minibeasts? What minibeasts do they know? Do they know any facts about minibeasts? How many minibeasts can they name?*
- Ask your child if there is anything they would really like to find out about minibeasts. This might be: *What do certain minibeasts eat? How many legs do certain ones have? Where you might find certain minibeasts?*



PLAY

Online activities

- **Learn the 'mini beast song'** <https://www.youtube.com/watch?v=LoleelEPGJI>




Listen to the song and encourage your child to join in when they feel comfortable. Can your child tap their knees in time with the music? Demonstrate for them and encourage them to join in. They might want to choose another action to keep a steady beat – crawl like a spider, fly like a ladybird or even jump like a cricket!

- **Phonics** – Educationcity. Choose a phase 3 activity with your child.
Educationcity – subjects – English – F2 – Jolly phonics – Phase 3

Offline activities


- **Go on a mini beast hunt** with your child. *Can they spot any mini beasts when out and about?* Look under rocks, stones and in dark, moist places. Tell your child that this is where we are most likely to find mini beasts. Encourage your child to record their findings – this can be in any way they choose. They might want to make a list, create a tally chart or they might want to draw each one. Allow them to be creative in their recordings and encourage them to use their phonics to sound out each word.



- Using their findings, can your child count the total amount of mini beasts they have found? Can they write the total in numbers? Can they tell you one more or one less?
- **Maths – Doubling.** Practise the 'doubles song' (attached at the bottom of the home learning sheet) This will help your child to rememehr these key number facts.

READ

- Listen to the story 'mad about mini beasts'
<https://www.youtube.com/watch?v=l7aHXEsdfQ4>



What mini beasts were in the story? What mini beast did we see first? What one did we see last?

- Use Bug Club to read a story with your child. Don't forget to complete the questions as you go along. Please let me know if you need any more books allocated to your child and I can do this for you.
- Happy reading ☺

Optional extension activity

- **Mini beast world.** Your extension activity for the next two weeks is to create a mini beast world or habitat. We would like you to use any recyclable materials that you may have at home and create your own world. You might want to do this from an empty shoe box or cereal box and then add other materials to create the trees, bushes, leaves, minibeasts. Be creative as you like. Please email me any photos of your finished master piece, which I will share with your child's class and class teacher. Thank you.....have fun creating!



The Doubles Song

Sung to the tune "The Farmer In The Dell"

One and one is two,
And two is two is four,
Three and three is six,
So now let's try some more!

Four and four is eight,
And five and five is ten,
Six and six is twelve,
So now let's start again.

One and one is two,
And two is two is four,
Three and three is six,
So now let's try some more!

Four and four is eight,
And five and five is ten,
Six and six is twelve,
And now we've reached the end!

Words By Tweet Music

