

## Home learning Year 2

Monday 15<sup>th</sup> June 2020

### CHAT

- Please take some time to discuss how your child is feeling about their home learning. What are they enjoying? What are they not enjoying? Would they like to see anything else included?
- This month's value is kindness. This week have a think about how you can be kind to yourself. It's important to find time each day to do something we love. It might be reading a book, listening to your favourite song or playing a game with your family. Talk to an adult or sibling about what you do to be kind to yourself. Ask them what they enjoy doing.



### Play

#### Offline learning activities


1. Spellings - Please choose which spellings you would like to learn this week.

|                                       |   |   |
|---------------------------------------|---|---|
| tube<br>flute<br>June<br>cube<br>tune | want<br>watch<br>wander<br>quantity<br>squash | Australia<br>Canberra<br>tourism<br>ocean<br>aboriginal |
|---------------------------------------|---|---|

2. English – Have a look at the picture on the right called 'Moving House'. How old do you think the tortoise is? What has he seen in his lifetime? What do you think it's like living on the back of a tortoise? Imagine you could live on the back of a giant animal. Can you draw what the perfect animal-house would look like? When you have finished your drawing, bring it to life by describing your home using adjectives and similes. Remember a simile is a sentence that compares something to something else. For example; The grass was as soft as a blanket.



3. Maths – Play Multiplication Bingo. All you need is some paper to write numbers down onto and you can play this with the whole family.
  - All players write down 6 numbers which are multiples of a given times table. For example; if you are focusing in the 5 times table, you might write 10, 35, 45, 50, 55 and 60.
  - Another person can lead the game and call out multiplication questions from the chosen times table, or they can be written on cards, jumbled up in a pile for players to take turns picking and reading out.
  - If you have an answer to the question on your paper, you can cross it out. The first person to cross out all their numbers is the winner.



4. Art/DT – Have a go at creating some artwork of Golden Wattle. Use grass, yellow paper and glue to make your artwork of Australia’s national flower. Take a look at the photo of the flower and have a go at creating your own.



### Online learning activities

1. Maths - We are going to recap multiplication. Remember another way to say 'times' in a number sentence is 'lots of'. Have a go at matching the multiplication sum to the drawing in 'Multiplication Expressions' on Purple Mash.  
 Have a practise at counting in 2s, 5s, 10s, and 3s. You could watch these videos;  
 Counting in 2s <https://www.youtube.com/watch?v=8wwydgusKOU>  
 Counting in 5s <https://www.youtube.com/watch?v=EemjeA2Djjw>  
 Counting in 10s <https://www.youtube.com/watch?v=Rd5DBkP9avw>  
 Counting in 3s <https://www.youtube.com/watch?v=MWxPKnLtnus>

**Hungry for more?**

Have a go at 'Hit the Button'. See how many multiplication sums you can answer in the time. If you choose times tables and then choose which times table you would like to focus on.

<https://www.topmarks.co.uk/maths-games/hit-the-button>

2. English – Watch the video of the story 'At the Beach- Postcard from Crabby Spit by Roland Harvey. <https://www.youtube.com/watch?v=kPL7IMLYNDk>. Listen carefully to what Henry writes in his postcards to his grandma. What does he write about? What makes them interesting to read? What do you think is on the other side of each postcard? Have a think about a time you went away. This could be for a day trip or a holiday. What interesting things happened? Write a postcard, on 'Blank Postcard' on Purple Mash, describing your time, not forgetting your capital letters, full stops and conjunctions. Remember to include adjectives to make your writing interesting.
3. Music - Have a watch of these videos <https://www.youtube.com/watch?v=cw7YFblx3wI> and <https://www.youtube.com/watch?v=hzSwPXiPJUE>. What instruments are being played? What does the didgeridoo sound like? The didgeridoo doesn't have a reed or any finger holes so the tune is created by the player's tongue, lips and voice box. Can you see the players mouth move to create the different sounds?

Here somebody is playing the didgeridoo with the rest of the orchestra. Carefully listen to the piece of music and see how many instruments you can hear. Can you hear the didgeridoo once the rest of the music starts? <https://www.youtube.com/watch?v=cLu9GmV2vF0>



Remember to check your emails!

## Read

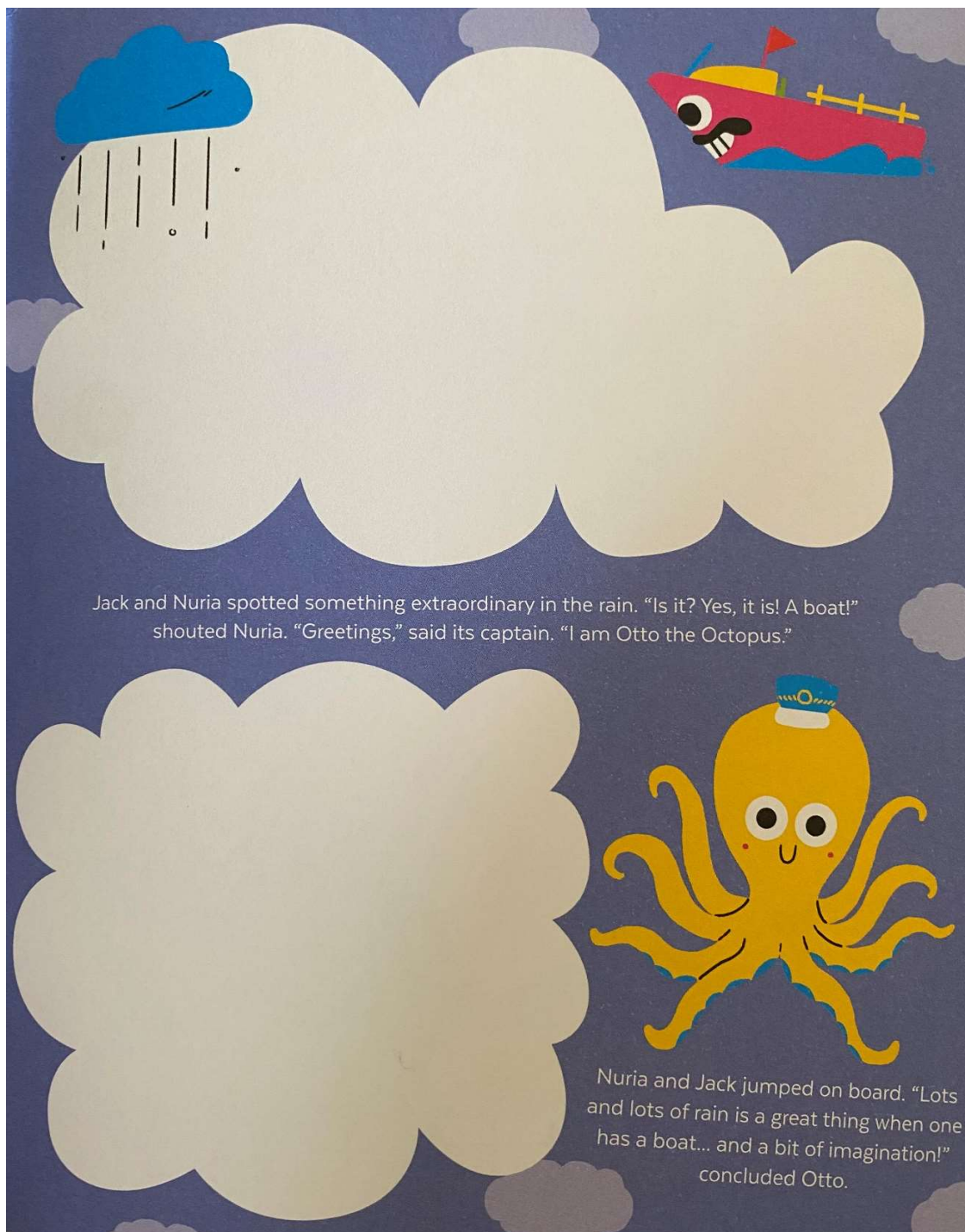
- Remember to read every day – a book, a magazine, comic, recipe or even Bug Club
- A story has lost its pictures and needs your help. Draw the actions inside the clouds.



Nuria and Jack were bored. It was raining cats and dogs outside. Their plans to go and play in the park were now cancelled. "Noooooooo!" they both sighed.



"How about we make an Anti-Soaking costume to keep us dry?" proposed Nuria.  
"That's a good idea! But that could take aaages," said Jack.  
"Wait! Can you see what I see?" said Nuria. "Oh WOAHH, what is that?" said Jack.



- Read the next chapter of Ned and the Jungle Animals on Purple Mash and answer the questions and have a go at the joining words activity.

### Extension Activity

Be a hunter-explorer! Your home is filled with treasures waiting to be found. Pick a few of them, such as a piece of jewellery, a book or a special treat. Hide them around the home. Draw a map of your home and put crosses where the treasures are hidden. Invite someone to find their location using your map. Swap over, see if you can find the treasures using their map.

