

Home Learning Year 3

Week beginning 15.06.20

CHAT – *Our Jigsaw topic this half term is Relationships and our value for June is Kindness*

Jigsaw piece 6 – Expressing our appreciation

What does the word ‘appreciation’ mean?

How can you show appreciation to someone?

Should we only show our appreciation to people we know? Who else might we have an appreciation for?

Make an appreciation streamer:

PLAY

Offline activities

Collaborative Creation

Can you work together with someone else at home to create something wonderful? Or maybe you could work online with someone who lives in a different household!

You are going to start something and ask someone else to finish it!

You could make a poem or story by taking it in turns to write a line or sentence. You could draw a random squiggle and ask them to turn it into something or they could edit a picture you have already drawn! You could choose a theme for a picture, draw half each and then put them together. The possibilities are endless!!


If you can, take a picture and email Mrs Herron your finished creations. I can’t wait to see them!!

Superhero Maths!

Every week we have attached a different superhero for you to beat. You have practised your 2, 5, 10, 3, 4, 6, 7, 8, 9, 11 and 12 times tables to defeat Batman, Hawkgirl, Thor, Black Widow and Superman. This week we’d like you to practise the tables you found the most tricky and go back through our blogs to find the superhero that was the most difficult to beat. Challenge yourselves – time yourself and then try to beat your time!

Below are fun ways to train.

You will need:
Strips of coloured paper approx. 30cm x 5cm per strip
Wooden baton or stick
Tape




To make:
1) Using pens, draw on a strip of paper a person who is special to you. Next to the picture complete the sentence:
“You are special to me because ...”

2) Make three strips:
• One about a friend
• One about a family member
• One about a person who you don’t know but have respect for

3) Then collect all the strips of paper together and secure them onto one end the baton to make your appreciation streamer.

TRY OUT THESE ACTIVITIES WHILE YOU ARE TRAINING; SOME PEOPLE'S LEARNING STYLES ARE DIFFERENT AND THESE MIGHT HELP YOU CRACK IT!



SKIP TO THE BEAT!
Grab a skipping rope at playtime. Can you count through your times table each time you skip? Can you make it to the end without a mistake? How about backwards?


TAKE YOUR CHANCES, ROLL THE DICE!
Get a ten-sided dice and a training partner. Choose a times table to practise and roll the dice. Whatever it lands on you need to multiply!

WHOLE OR NOT?
Grab some number cubes and some paper. Choose a random number of cubes (write down how many) and see how many groups of 9, 11 or 12 you can make. Are there any left over? Notice any patterns?


DUELING PARTNERS!
Grab a partner for this next one! You say a times table and they have to answer it. If they get it right then they ask you one in return. The first one to answer wrongly loses a life!

QUICK ON THE DRAW!
Find a partner and face them. Count down from three and when you get to 0 each person has to quickly pull their hands from behind their back and show some of their fingers. The winner is the person who can multiply both amounts of fingers together the fastest!

HANDBALL!
Want a different way to play handball? Count through your times tables as you play; the first person to get to the end gets an extra life!



TRY OUT THESE ACTIVITIES WHILE YOU ARE TRAINING; SOME PEOPLE'S LEARNING STYLES ARE DIFFERENT AND THESE MIGHT HELP YOU CRACK IT!



SING UP!
Think of your favourite song. Got it? Now use the tune to create a song about the times table you are training for. Share it with your friends and see if you can help them too!

QUICK ON THE DRAW!
Find a partner and face them. Count down from three and when you get to 0 each person has to quickly pull their hands from behind their back and show some of their fingers. The winner is the person who can multiply both amounts of fingers together the fastest!



FASTER THAN A COMPUTER!
This time with division! Choose a division sum: your partner uses a calculator while you use your mind. Who can get to the answer quickest?

REVERSE REVERSE!
You should know your times tables by now; how about you write out a division table? E.g.
 $3 \div 1 = 3$
 $6 \div 2 = 3$

HOT POTATO!
Grab a bean-bag and some friends. You know the game so make it a bit trickier by practicing your division! One person calls out a division sum and passes the potato onto the next person; if they are too slow then they are eliminated!

BREAK DOWN!
Grab some number cubes, as many as you like. How many are there? Can you break them down into equal groups of 3, 6, 9 or 12? What do you notice? How about groups of 2, 4 or 8? Are there any left overs?

LOOK WHO'S TALKING!
Can you do a funny accent? Now's the time to show it off! Go through the division times tables in the strangest accent you can think of. Which of your friends is the funniest?

Online learning activities

ENGLISH

This week we are looking at **fronted adverbials**.

What's an adverbial?

An adverbial is a word or phrase that **adds more information to a verb**.

Adverbials are used to explain **how**, **where** or **when** something happened.

For example: Ian ate a banana *earlier today*.


'Earlier today' is an adverbial as it adds detail about when Ian ate the banana.

What's a fronted adverbial?

A fronted adverbial is when the adverbial phrase is at the **front** (or start) of the sentence, **before** the verb.

For example: *Earlier today*, Ian ate a banana.

Here, 'earlier today' is a **fronted adverbial** as it adds detail about when Ian ate the banana at the **front** of the sentence, before the verb 'ate'.



Next

Complete the lesson and activities here: <https://www.bbc.co.uk/bitesize/articles/z62ckmn>

Don't forget!

Whenever you complete a piece of written work and submit it to us in an email or through Purple Mash, it must still be properly punctuated! Make sure you are using capital letters and full stops effectively in every piece of written or typed work you complete.

Hungry for more?

Head over to www.educationcity.com and check out the activities in 'My City'

Spellings

Practise your spellings in different ways. Ask someone at home to test you and then email Mrs Herron with your spelling test result.

support	create	creation	challenge
natural	nature	ocean	protect
centre	position	potatoes	separate
calendar	library	mention	popular
difficult	material	opposite	special


MATHS

What can you remember?

Use your previous learning to try these challenges.

Challenge 1

Eric bakes these two trays of muffins.



He eats 2 muffins.


His dad eats 3 muffins.

His sister eats 4 muffins.

How many muffins does he have left?

Challenge 2

Lola buys this key ring.



Her mum gives a quarter of the money.

She pays for the rest herself.

How much does she pay herself?

New Learning

This week we are learning about money.

Can you name all of the coins we use? What amounts of money come in note form?

Do you know how many pennies make £1? £2? £10?

Can you make £1 with just 2 coins?

Next

Watch the video and try the tasks on the BBC bitesize daily lesson..

Follow this link:

<https://www.bbc.co.uk/bitesize/articles/znf4kmn>

Challenge

How can £1 be made with coins?


Can you make £1 with 1 coin? 2 coins? 3 coins? 5 coins?

Investigate and complete the table.

Number of coins	Show whether it is possible or not.
1	
2	
3	
4	
5	
6	
7	
8	
9	
10	

Want More?

Practise your tables on TTRockstars. <https://play.ttrockstars.com/>



READ

We are still reading **Clean Sweep**.

Earth is a mess with rubbish piled high and pollution everywhere. Mark and Lisa discover an alien determined to make the world a better place to live in.

In your **Purple Mash 2Dos** you will find chapter three to read and two activities to complete.

Optional Extra Tasks

Write a short story

Choose one of these words to base your story on:

seaweed axe trampoline helicopter jelly

Now choose a main character:

Wild bear fairy knight policeman octopus

Next, decide where it will take place:

Ocean space field a kitchen in a box

Finally, put it all together and let your imaginations run wild! Remember effective punctuation, interesting sentence starters and vocabulary choices, and a clear beginning middle and end.

CHALLENGE

Use fronted adverbials in your story!



Email your finished stories to Mrs Herron. I can't wait to read them!!

HAVE FUN!



