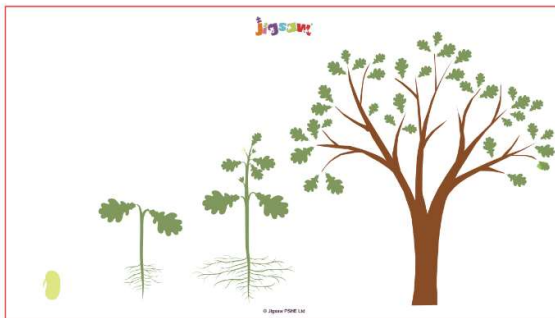



Home learning Year 2

Monday 22nd June 2020

CHAT

- This week is Get Active week. What sports do you enjoy doing? What is your favourite sport to watch? What sports or activities have you been doing whilst at home?
- Our new Jigsaw theme is Changing Me. Have a think about the seasons, how many seasons are there? Does the weather change with the seasons? Can we decide what changes happen? Have a look at the pictures of baby and adult animals/plants. How do they change from baby to adult? Discuss the word lifecycle and how this links into the pictures.



Play

Offline learning activities

1. Spellings - Please choose which spellings you would like to learn this week.

miss buzz well off fluff	didn't hadn't I'll that's can't	shouldn't won't would've wasn't you'd
--------------------------------------	---	---

2. English – Have a look at the sentences below. Have a go at making this piece better by adding adjectives to the nouns. First underline all the nouns, remember nouns are things, for example cat or table. Once you have underlines all the nouns then have a go at adding adjectives/describing words before the nouns to make this piece more interesting.

In the room there was a creature curled in the middle. It was surrounded by cushions and behind it was a bookshelf full of books. The creature was dreaming of the stories inside the books as it smiled in its sleep.

3. Handwriting – Copy out the Sports Day poem in your best handwriting. Remember to think about size your letters are and which letters go below the line. Make sure you send in a picture of your finished poem!

Supporting your team

Participating in all sports

Organising down to the last second

Running, leaping, jumping, hopping

Time running short

Sunny weather

Daring to push our limits

Always supporting, never criticising

Yielding the victory cup!

4. Maths/DT – Create your own maths resources! Have a go at creating your own bead string and place value counters.

For a bead string you will need a long piece of string and 2 different colours of beads. Tie a knot at one end of the string and tread on 10 of one coloured bead and then 10 of the other until you have 100 beads on your string. Tie a knot at the other end so there is room to move the beads along.

To create your own place value counters, you will need a variety of stones and a permeant marker/paint. Choose the smallest stones you have (you'll need around 10) and paint these all the same colour, on one side write a number 1-these counters are worth 1. Paint the other larger stones another colour and write 10 on these-these are worth 10. Now you can make numbers all the way up to 100. If you would like to make some worth 100 you can as well.



Now you have created your own maths resources have a go at answering the following questions using them;

$$34 + 27 = \underline{\quad}$$

$$68 - 33 = \underline{\quad}$$

$$\underline{\quad} + 23 = 44$$

$$43 - \underline{\quad} = 31$$

$$\underline{\quad} - 34 = 53$$

$$\underline{\quad} = 59 - 25$$

$$\underline{\quad} = 34 + 21$$

5. PE – Have a look at the Get Active activity sheet on the blog. On here is a daily activity for you to do. Make sure you record your personal best scores on the sheet. If you would like, you can send photos of your activities through Purple Mash or send them to the Fairlands Primary Facebook page.

Online learning activities

1. Maths – We are recapping multiplication and division. Make sure you practise your times tables on Times Tables Rock Stars and then have a go at 'Multiplication and Division Facts' on Purple Mash.

When you have completed this have a think about related division facts. For example; $2 \times 5 = 10$ and $5 \times 2 = 10$, so therefore $10 \div 5 = 2$ and $10 \div 2 = 5$. Have a go at your own times table and find the other relating facts. If you would like a challenge, have a go at this number fact family game on Topmarks <https://www.topmarks.co.uk/number-facts/number-fact-families>.

Hungry for more?

Find the missing numbers

$$\underline{\quad} \times 6 = 12$$

$$\underline{\quad} \div 5 = 5$$

$$5 \times \underline{\quad} = 20$$

$$22 \div \underline{\quad} = 11$$

$$3 \times \underline{\quad} = 15$$

$$\underline{\quad} \div 5 = 7$$

2. English – Recap contractions. A contraction is where two words have been combined to make a new word and there is an apostrophe to replace any missing letters. Watch the video to find out more about contractions

<https://www.bbc.co.uk/bitesize/topics/zvwwxnb/articles/zcyv4qt>.

You could also play the contractions section on Small Town Superheroes, you will need to find Steve's section for contractions.

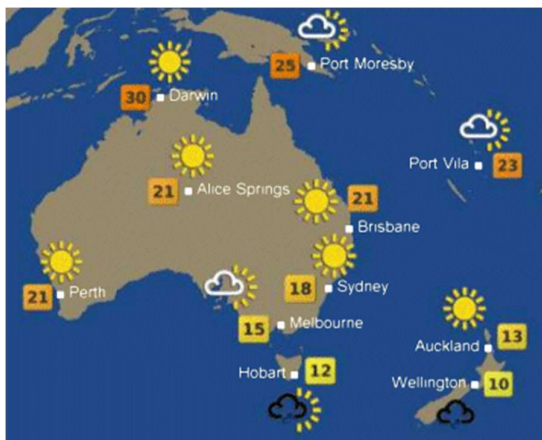
<https://www.bbc.co.uk/games/embed/small-town-superheroes?exitGameUrl=https%3A%2F%2Fbbc.co.uk%2Fbitesize%2Farticles%2Fzncgvk7>.

When you have had a practise have a go at the spelling quiz on Purple Mash.

do not → **don't**

did not → **didn't**

he is → **he's**



3. Geography – Expand your knowledge on Australia. Find out more about the continent, what you might see and the weather. Watch the videos on the link and try the quiz to see if you can remember what you saw.

<https://www.bbc.co.uk/bitesize/topics/zyhp34j/articles/zf26rj6>.


You can find more out about the weather by watching the video on Oceania on this link <https://www.bbc.co.uk/teach/class-clips-video/pshe-eyfs-ks1-go-jettiers-continent-of-oceania/zfyst39>.

Have a go at answering these questions; what time of year is hottest in Australia? How hot does it get? When is the coldest time of year? How cold does it get? Would you be able to build a snowman at Christmas in Australia?

Remember to check your emails!

Read

- Remember to read every day – a book, a magazine, comic, recipe or even Bug Club
- Listen to 'Edward the Emu?' by Sheena Knowles.



<https://www.youtube.com/watch?v=0P74MJ3CMuU>

When you are listening to the story have a think about the following questions;

- Why didn't Edward like the zoo?
- What animal did Edward decide to be first?
- Why did Edward decide to be a lion?
- What did Edward do when he was being a snake?
- What happened when Edward decided to be a n emu again?

Extension Activity

Eat a rainbow! How many fruits and vegetables can you name? What unusual fruits do you remember from the visitors during our 'Wow' day? Have a go at creating your own smoothie using all the colours from the rainbow. You could use fruit such as bananas, oranges, blueberries or strawberries. You might also want to use apple juice or milk to dilute your smoothie. Remember to write down what you used so you can create a recipe on how to make your rainbow smoothie for other people to follow. Make sure you send your recipe to Miss Wooster so she can see your fabulous creations.

