

Home Learning Expectations Reception

Week beginning 22nd June 2020

Hello, I hope you are keeping well and have been enjoying your home learning activities so far. Please contact Mrs Day at ruth.day@fairlands.herts.sch.uk if you have any questions or require support with anything. I would also love to see any home learning pictures or photos you may have. So please feel free to email those across too! Here are your activities for this week 😊

CHAT

- Remind your child of the topic 'Minibeasts'. Spend some time discussing different minibeasts and where they might live. Use this time to talk about caring for small creatures and what we have to do to be kind to them. Discuss how we must treat animals and creatures in the environment with care and sensitivity.



PLAY

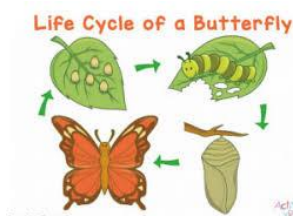
Online:

- Educationcity. The life cycle of a butterfly: Subjects – F2 – Activities – Flutter and Fly.
- Phonics play – Children to play a game of 'Picnic on Pluto'. Phase 3. *Can they sort the words into real and alien (fake) words?*

<https://www.phonicsplay.co.uk/resources/phase/3/picnic-on-pluto>

Offline:

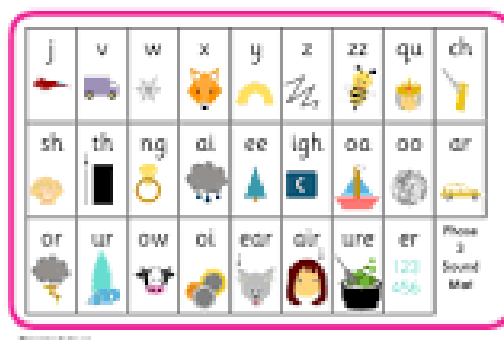
- **Life Cycle of a butterfly.** Think back to last week's story of the very hungry caterpillar. Discuss what happened to the caterpillar. *What did he start as and what did he grow into?* Today the children are going to order the pictures in the correct order to represent the life cycle of a butterfly. The pictures you will need are at the bottom of this sheet under 'resources'.



- **Cooking.** Following on from last weeks introduction to weight... it's time to do some cooking! We would like the children to become familiar with scales, what they look like and what they are used for (to tell us the weight of something). Show your child a set of scales and point out the numbers. These tell us how **heavy** or **light**

something is. The children do not need to read the scales accurately but simply observe an adult using them to measure the weight of the ingredients used in this activity. Show the children the simple recipe for pancakes and follow the steps together to make your own. Try and make them as healthy as possible by adding fruit to them at the end. My favourite is strawberries ☺ I would love to see any photos of your cooking!

- **Phonics** – go on a sound hunt. Write down some of the phase 3 sounds and hide them for your child to find. Once they have found them, *can they tell you the sound? Can they think of a word that contains the sound? Can they write the sound in the air, forming the letter correctly?*



- **PE** – This week would have been our Get Active week including our Fun Run and Sports Days. As this can no longer take place, we will be having a virtual get active week instead, with a different activity each day for the children to challenge themselves with. At the bottom of this flyer is information about daily activities that the children can take part in. It would be great to see photos and videos of what the children do!

READ

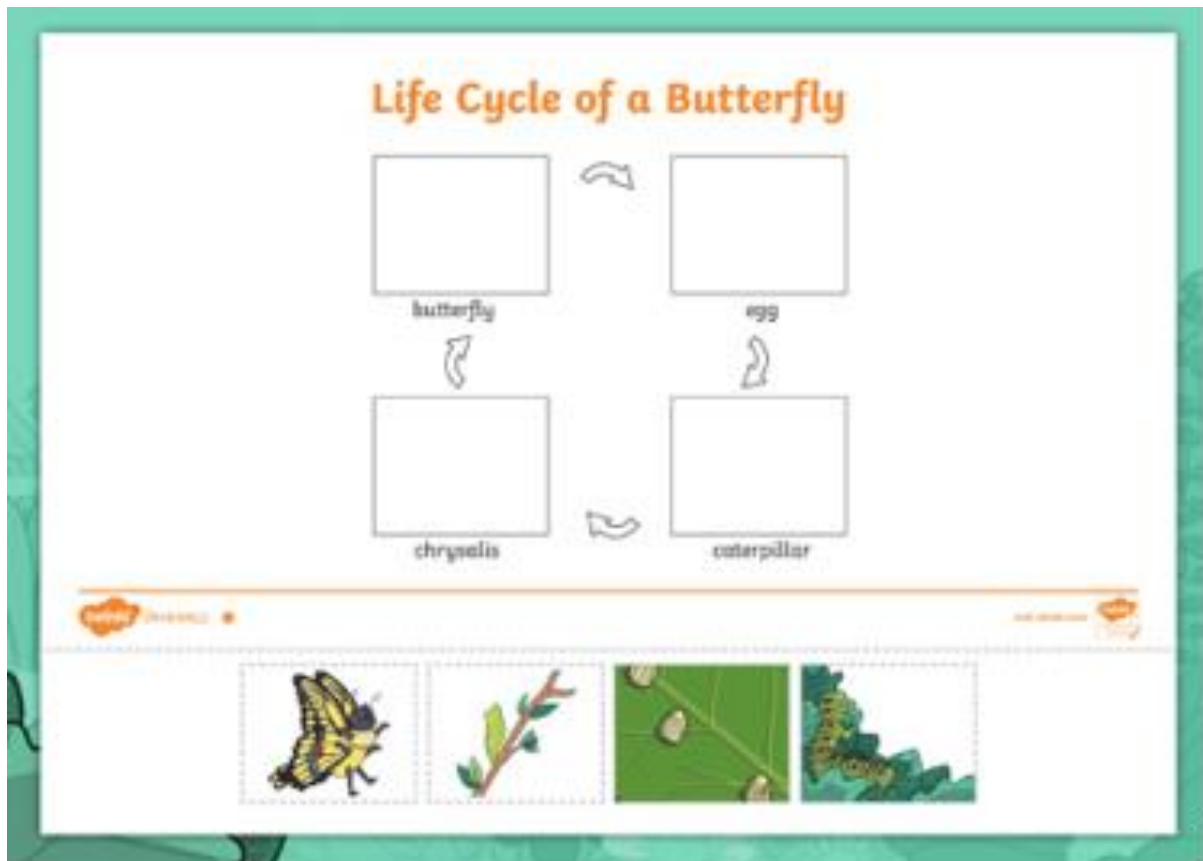
- Find a quiet spot to share a book of your child's choice. *Discuss why they have chosen this book? What is it about? Who are the main characters? What happens at the beginning/middle/end?*
- Use bug club to complete a reading activity.
- Listen to the story of the very quiet cricket and discuss the story you're your child – discuss how this story is written by the same author of the very hungry caterpillar. *Can they spot any similarities/differences? Which story did they prefer and why?*
<https://www.youtube.com/watch?v=YdiGEjz5b0Q>

Optional extension activity

- Mini beast research. Use the internet or books to find out as much information as possible about a mini beast of your choice. Record the information in any way you choose – you might want to draw, write, label, create a book...its up to you!



Resources for this week



Pancake recipe:

Ingredients


- 100g plain flour
- 2 large eggs
- 300ml milk
- 1 tbsp sunflower or vegetable oil, plus a little extra for frying

Method

1. Put 100g plain flour, 2 large eggs, 300ml milk, 1 tbsp sunflower or vegetable oil and a pinch of salt into a bowl or large jug, then whisk to a smooth batter.
2. Set aside for 30 mins to rest if you have time, or start cooking straight away.
3. Use a medium sized pan and add a small amount of oil.
4. When hot, cook your pancakes for 1 min on each side until golden, keeping them warm in a low oven as you go.
5. Serve with fruit of your choice!
6. Enjoy Reception 😊

Movement Monday

How many ways can you travel across a room or an area of grass?



Walking Wednesday



If you have a way of recording your steps, go for a 30 minute walk and see how many steps you do OR hold

walking races with people in your house. You could even add obstacles if you wish!



Throwing Thursday

Make a crumpled up ball of A4 paper or a pair of socks rolled into a ball and get a measuring tape or ruler. You could even make a replica javelin by putting a ball of socks in one end of a kitchen roll tube to weigh it down. You could even decorate it too!

How far can you throw?



Tennis Tuesday

Make a crumpled up ball of A4 paper or a pair of socks rolled into a ball and get a timer.

How many times can you bat the paper/socks in the air with your hand without it going on the floor in 1 minute?



Fun Fitness Friday

How many star jumps can you complete in 1 minute?

How many squats can you complete in 1 minute?

How many times can you jump over a pair of socks in 1 minute?

Why not complete these activities in fancy dress for fun?



<https://www.facebook.com/fairlandprimaryschool>



Get Active Week

22nd June - 26th June 2020

Check out the help videos on Facebook and YouTube



<https://www.youtube.com/channel/UCvY7fnE-E0pG8KqImhK07w>