

Home Learning Year 3

Week beginning 29.06.20

CHAT – *Our Jigsaw topic this half term is Changing Me and our value for June is Kindness*

Piece 2 – How a baby grows



In our previous unit we looked at our needs, rights and wants. What does a baby need in order to survive and grow?

Draw a picture of a baby. Around it, write or draw all the things you think it needs to survive and grow into a healthy and happy child.

Have you ever seen what a baby looks like when it is growing inside a mummy's womb? (The womb is the place inside a woman's tummy that a baby can grow. While it is growing, it gets all the nutrition that it needs from its mother). Ask your grown up if they have a scan picture of when you were newly growing. What can you see?

PLAY

This week is the first of a three week long children's art week and the first focus is 'The Natural World'. Today's task is a nature craft challenge.

What can you make from the items you find in nature? You could write a word, make a picture of yourself or even create something to wear, like a hat or a beautiful pair of fairy wings.

Gather sticks, stones, plants and flowers and show us your creations!

Want more?

Check out this activity that links maths and art.

<https://www.mathsontoast.org.uk/wp-content/uploads/2020/06/Fibonacci-Inspired-Art.pdf>

Online learning activities

ENGLISH

This week we are looking at **prefixes**.

Prefixes, are groups of letters that are added to the start of words to change their meaning.

E.G. 'take' is to pick something up; to have it. But if the prefix 'mis-' is added at the start of the word it becomes 'mistake' which is to do something wrong.



First

Today's lesson looks at the prefixes mis-, dis-, un- and in-. Can you think of any words that begin with these prefixes? Take away the prefix; what is the root word? Try the 'Think It' activity above.

Next

Complete the lesson and activities here:

<https://www.bbc.co.uk/bitesize/articles/z4k6wnb>

Finally

Head over to www.educationcity.com and check out the my city activities.


Don't forget!

Whenever you complete a piece of written work and submit it to us in an email or through Purple Mash, it must still be properly punctuated! Make sure you are using capital letters and full stops effectively in every piece of written or typed work you complete.

Spellings

Practise your spellings in different ways. Ask someone at home to test you and then email Mrs Herron with your spelling test result.

growth	survive	calculation	artistic
simile	metaphor	kindness	subtraction
support	create	creation	challenge
natural	nature	ocean	protect
centre	position	potatoes	separate



READ

We are still reading **Clean Sweep**.

In your **Purple Mash 2Dos** you will find chapter seven to read and two activities to complete.

MATHS

What can you remember?

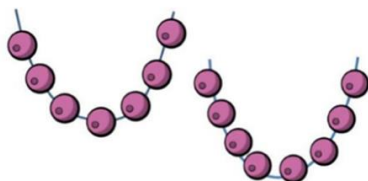
Use your previous learning to try these challenges.

Challenge 2 – What number is George thinking of?

Challenge 1

Sal has 20 beads.

She uses some beads to make these two necklaces.



How many beads does she have left?



My number is in the 5 times table.



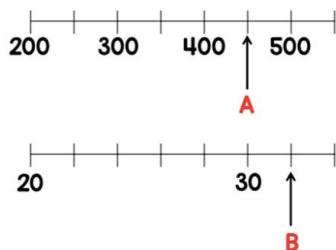
My number is less than 80



The sum of the digits is 9

Challenge 3

Two numbers, A and B, are marked on the number lines.



Find the sum of A and B.

Challenge 4

Max buys a shirt and a jacket.



The jacket costs £25 more than the shirt.

The total cost of the shirt and jacket is £87.

How much does each item cost?

New Learning

This week we are looking at 'Data Handling'.

Data handling is when you collect information and record it in different ways in charts and graphs.

Lesson

Watch the video and try the tasks on the BBC bitesize daily lesson..

Follow this link: <https://www.bbc.co.uk/bitesize/articles/zmtx8hv>

Want More?

1. Look back at your scores from all of your Get Active week challenges that you completed last week. Put them into a chart or graph to show how you got on?
2. Practise your tables on **TTRockstars**. <https://play.ttrockstars.com/>
3. Go back through our blogs and practise a superhero of your choice.

HAVE FUN!