

Home Learning Expectations Reception

Week beginning 29th June 2020

Hello, I hope you are all keeping well and enjoying the home learning ☺

Please contact Mrs Day at ruth.day@fairlands.herts.sch.uk if you have any questions or require support with anything.

CHAT

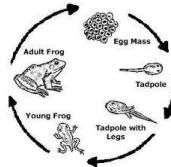
- Please spend some time with your child discussing how they are feeling. There have been many changes that have occurred over the last few months and it is really important to talk about these. *Are they happy? Are they worried about anything? Are they enjoying the changes?*



PLAY

Online:

- **Life cycle of a frog.** Continuing from last weeks work on life cycles, use Educationcity to look at the life cycle of a frog.
Find the activity here: Educationcity – subjects – Science – F2 – Life cycle of a frog



- **Maths.** Ladybird spots – *Counting, matching and ordering.* There are three number activities to complete here. You can select one or have a go at all three! ☺
<https://www.topmarks.co.uk/learning-to-count/ladybird-spots>

Offline:

- **Phonics** – *Practise reading and spelling high frequency words.* Choose a selection of words (from the list below) and write them down on post it notes/pieces of paper. Place the words on the floor or table. Adult to say a word and child to either run or put their hand over the correct word. You could then turn it over and they have to spell the word.

I	you	the
go	day	of
come	was	we
went	look	this
up	are	dog

© Copyright 2010 Mrs. J. Smith

- **Play a game of 'Who am I?'** . There are some examples to use in the resource section below. Read out the 3 clues to your child and see if they can guess what minibeast you are. *Can you think of anymore? Can your child have a go at thinking of some clues to ask you?*
- **Make your very own bug hotel**



What you will need:

- o *A large plastic bottle cut into two cylinders,*
- o *sticks,*
- o *pine cones,*
- o *bark/soil/stones*
- o anything else you can find – bamboo with it's holes is great too!

What you need to do:



1. Cut the bottle down to size.
2. Arrange your materials. Check what materials you have and arrange by size and texture – you could snap your sticks to make them a little smaller. Arrange any pine cones inside the bottle and put in any loose bark/soil/stones you may have collected



too .

3. Decide on the insect hotel location and add twine for hanging
4. If you plan to hang your bug hotel, loop some garden twine round and then start layering your bug hotel. You could make one hotel for on the ground and one for hanging from a tree to see if would attract different minibeasts.
5. Make the insect hotel nice and cozy

6. Stuff it to make it nice and firm, so it doesn't get blown about!



7. And it's done! You might want to record all the different creatures that you get staying in your hotel. Please email any photos/work...we would love to see these ☺

READ

Choose a book of choice and find a quiet area to sit and read to your child. *Can they recognise different punctuation in the book? Can they spot any speech marks? What are these used for? Change your voice to suite the character when needed – can your child copy the voice you have used for each character?*

Please continue to use Bug Club and complete the activities. Let us know if you require any new books to be allocated to your child.



Optional extension activity

- Learn a new mini beast song

Lots of Minibeasts

(Sing to the tune of 'Head, Shoulders, Knees and Toes'.)

Ants, worms and bumblebees,
Bumblebees.
Ants, worms and bumblebees,
Bumblebees.
Oh, lots of min-i-beasts on plants and trees.
Ants, worms and bumblebees,
Bumblebees.


Snails, pretty butterflies,
Butterflies.
Snails, pretty butterflies,
Butterflies.
Oh, see them crawl or flying in the sky,
Snails, pretty butterflies,
Butterflies.

La-dy-birds and beetles,
And beetles.
La-dy-birds and beetles,
And beetles.
Oh, minibeasts can wriggle, fly and crawl.
La-dy-birds and beetles,
And beetles.


Resources for this week

What am I?


Clues to ask your child



1 I am very strong.



2 I live in a nest.



3 I work for my queen.

What am I?



1 I have 6 legs.



2 I can fly.



3 I have spots.

What am I?



1 I like to spin webs.



2 I have 8 legs.



3 I like to eat small insects.

What am I?