

Home learning Year 2

Monday 29th June 2020

CHAT

- It's Children's Art Week this week. What is your favourite type of art work? What is the piece you remember the most? What was the most enjoyable?
- This month's value is kindness. Have a think about all the things you have done to be kind this month. What are you going to carry on doing?



Play

Offline learning activities

1. Spellings - Please choose which spellings you would like to learn this week.

catch	too	their
fetch	to	they're
hutch	two	there
notch	blue	quiet
kitchen	blew	quite

2. English – An adjective is a describing word, can you think of any? An adverb describes an action and often finishes with -ly, can you think of one? Look at the sentences below. Read it through and circle the adjectives. Then underline the adverbs. Have a go at writing your own passage with at least 4 adjectives and 2 adverbs.


Slowly, an ancient turtle swims through the clean blue sea. Below the graceful turtle lies the beautiful coral reefs full with life. The turtle swims upwards towards the bright light so he is able to feel the warm sunshine on his shell. Fish dart quickly around him, using him for food and transport as he swims lazily to his next destination.

3. English – You could also do the online English activity on paper and draw out your storyboard similar to the one on the right.

4. Maths – Collect coins from around your home. Can you remember what each of the coins is worth? How many pennies are there in a pound? Order the coins from smallest to largest by what they are worth. Then group and sort them according to their colours. What is the total of each group? What happens if you double or halve this amount?




5. Art – This week for arts week we are focusing on the natural world. Think about your favourite outdoor space. It could be a den, a park, your garden or any other outdoor space. Have a go at drawing this space and then colour it in, or you could even paint it and practise mixing paints to get the right colours. You could add some of the natural environment to your picture, such as sand or leaves or make it more interesting. Make sure you write the name of the outdoor place on it and sign it with your name.



Online learning activities

1. English – Imagine an Australian animal knocked at your door with balloons and a ticket to somewhere in Australia. What animal knocked? Where did you go? How did you get there? How did you feel? What did you do? When you have had a think about your story make sure you plan it on 'Storyboard'. Draw a picture of different parts of the story and write key words you might want to include in your story. You do not need to write in full sentences, this is a plan to gather ideas ready to write your story.

2. Maths – Create your own Top Trump cards. Research Australian animals and decide on some facts to find out about all of the animals. For example; how fast they run, how big they are. You could also use your own thinking for example, how cute they are. When you have created your cards, enjoying playing them!


	
Speed	2 mph
Length	60 cm
Age	13

twinkl.co.uk

twinkl.co.uk

twinkl.co.uk


3. Computing – Have a go at creating your own computer game on Purple Mash (2DIY3D). Choose the simple game option. You can then create walls and add trees as obstacles to walk around. Make sure you add coins to pick up and monsters to avoid. You can also choose your ground and sky on the left hand side. When you have created it, press play and use the direction keys to play your own game!



Remember to check your emails!

Read

- Remember to read every day – a book, a magazine, comic, recipe or even Bug Club
- Listen to this traditional Australian story 'Why Koala Has A Stumpy Tail'
<https://www.youtube.com/watch?v=itszep0duwI>



When you are listening to the story have a think about the following questions;

Who was koala friends with?

Why did all the streams dry up?

How were they going to find water?

Why did koala say he had a thorn in his foot?

How did kangaroo feel when he had to keep digging and then koala drank the water?

Extension Activity

Amy Johnson, the first woman to fly solo to Australia, flew in a plane called a de Havilland Moth. The designer of the planes named them after the animal. Look carefully at the moth design for the art project. Write a sentence about which one you like and why. Then use crayons, felt tips or paint to design your own. <http://amyjohnsonarttrust.co.uk/moth-gallery/>

