

## Home learning Year 2

Monday 22<sup>nd</sup> June 2020

### CHAT

- Our value for July is resilience. What is resilience? How have you shown resilience when working from home?
- Our Jigsaw theme is 'Changing Me'. Have a look at the pictures below of a baby, toddler, teenager, adult and elderly person. Talk about two changes that you can see that happens to an elderly person. Think about what changes happen as we grow up, for example, we might become slower, old people might run less but get wiser and kinder. Discuss the fact that we have no control over getting older and we will all become older and grow.



### Play

#### Offline learning activities

1. Spellings - Please choose which spellings you would like to learn this week.



head	one	dropping
read (past tense)	won	stopping
bread	son	planning
instead	sun	beginning
meant	beautiful	forgetting

2. English – A comma can be used to separate items in a list. For example; I bought bananas, apples, grapes and strawberries from the greengrocer. Look at the sentences below and look for the lists. Then add in the commas between the items. Remember, you don't need a comma when there is an 'and'.

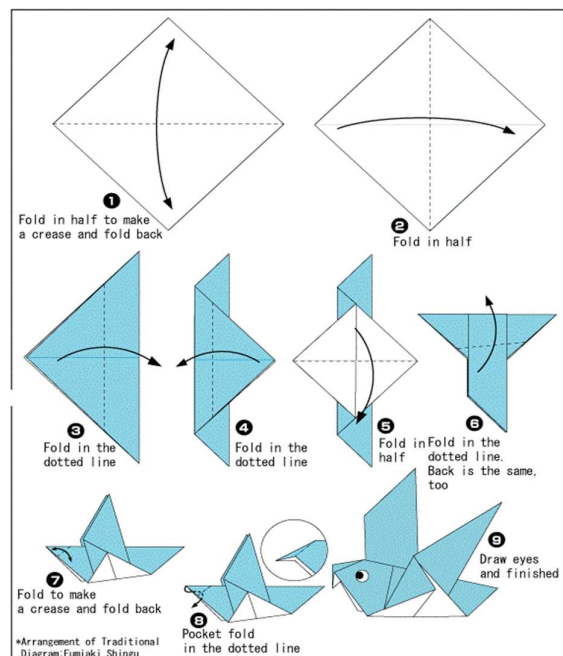
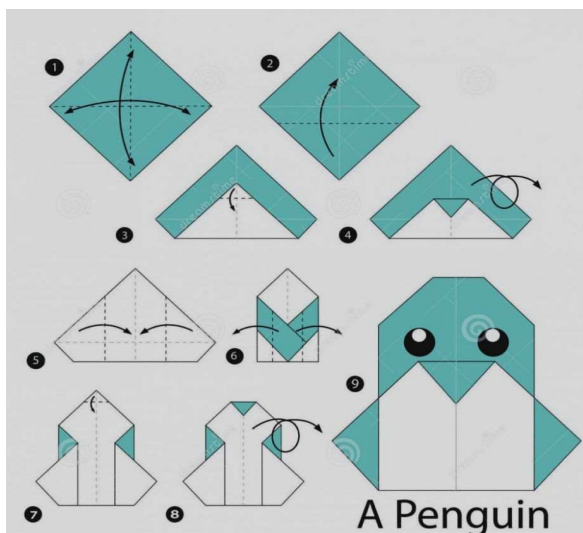
Luke woke up in the morning and got dressed. He wore his favourite t-shirt jumper and trousers as he was going out to the zoo. He packed his bag and remembered a drink his sandwich and his camera. It was a short drive to the zoo and Luke had a fantastic day. He saw monkeys giraffes penguins tigers and wolves. He even got to feed the elephants apples bananas and cabbages! What a wonderful day he had!



3. English – You can also complete the online English activity on paper using your plan from Monday.
4. Maths – Create your own colour by numbers. You could draw your own pattern or use one of the images below. In each section you will need to write a sum to answer. Depending on what the answer is depends on what colour it should be. For example, if the answer 4 is red and 7 is blue and the number sentence is  $19 - 12 =$  then that section would need to be coloured blue. You can write addition, subtraction, division or multiplication sums in the sections. Don't forget your key which says which colour belongs with which number.




5. DT – Have a go at creating your own origami animals. You can use any colour of paper, but you will need to start with a square. First have a go at following the instructions and creating the origami penguin. If you feel confident have a go at the bird – this is a bit trickier. Make sure you send over your finished origami animals, I'd love to see them!



## Online learning activities

1. English – Use your plan that you created to help write your story about the animal who knocked at the door. The beginning of your story should describe the animal who came to the door and the journey to the special place in Australia. This means you must remember to include adjectives and could try adding a simile in as well. The middle of your story should be all about what happened when you were there. You need to remember to include conjunctions and the senses in this section. The end of your story should be the journey back home again and saying goodbye to the animal. You could see if you could include a short bit of speech in this part (speech marks not needed). Write your story on the '2 Create a Story' on Purple Mash.



2. Maths – Recap measures of time. How many minutes are there in 1 hour? How many in half an hour? How many seconds in a minute? How many hours in a day? How many days in a week? Can you name them in order? How about months of the year?

Recap telling the time on an analogue clock. Where is the minute hand at an o'clock time? Where is it at half past, quarter to and quarter past? Have a go at 'Telling the Time Quiz' on Purple Mash.

3. Some animals that used to live on Earth are no longer around. This means they are extinct, for example the dinosaurs. Have a go at researching the 'desert rat-kangaroo' and see what you can find out about this animal. When you have collected your information, create a poster on this animal. Think about how we can stop animals from becoming extinct, what could we do to help?




Remember to check your emails!



## Read

- Remember to read every day – a book, a magazine, comic, recipe or even Bug Club
- Listen to the story 'Possum Magic' by Mem Fox and Julie Vivas.



When you are listening to the story have a think about the following questions;

What was the best magic for Hush?

What did she do to the kangaroos when she couldn't be seen?

Why did Grandma Poss make her invisible?

How do you think Hush felt when Grandma Poss couldn't find the right spell?

What did Grandma Poss think would help turn Hush visible again?

What is Vegemite similar to that we have in the UK?

### Extension Activity

Thinking about the story 'Possum Magic', think about what you would do if you had magical powers. Write a story about a time when you cast a spell and didn't know how to undo it. What happened? How did you feel? Was it a spell on someone else or yourself? How did you manage to fix it in the end? Was it food similar to the story? Can you make any of the recipes that turn back your spell?

