

Home Learning Expectations Reception

Week beginning 6th July 2020

Hello! Well done everyone for continuing to work hard. You are all doing an amazing job (parents/carers included) ☺

Please do let me know if I can help or support you in any way. Please email me at ruth.day@fairlands.herts.sch.uk

CHAT

- We have a new value for July. Our school value for this month is '**Resilience**'. Please spend some time with your child discussing what this value means. *How might we demonstrate resilience?* Encourage your child to discuss the different ways we might be resilient.

PLAY

Online:

- **Maths** – Adding two groups of objects together.



Educationcity – Maths – F2 – Activities – Beach Holiday.

- **Maths** – Continue this activity practically. Use objects from around the house. Show your child a calculation, e.g. $6+5 =$ and ask them to solve the calculation using objects. Putting the objects into two piles to represent each number and then adding the groups together to find the total.
- **Phonics**. Phonics play. Play a game of tricky word trucks
<https://www.phonicsplay.co.uk/resources/phase/2/tricky-word-trucks>
Time yourself...*can you repeat the activity and get a quicker time?*

Offline:

- **Minibeast hunt** - Use the sheet attached to go on a Minibeast hunt outside. *How many minibeasts can you find?* Create a tally and total each one by writing the number in the box. Use your bug hotel from last week to help you search, this is a great place to find all those living creatures! You might want to ask your child questions such as:
*What minibeast did we find the **most** of?*
*What minibeast was the **most** popular outside?*
*What minibeast was the **least** popular?*
*How many ladybirds did you find? How many would there be if you have found **one more**?*

- **Physical activity** - Use the mini beasts from your hunt this week. Discuss each one – *how do they look? How do you think they might move? Have they got long legs? Lots of legs? Do they slither or crawl?* Ask your child to choose one of the mini beasts from the hunt and move around the room like they would – *can you guess what mini beast they are being?*



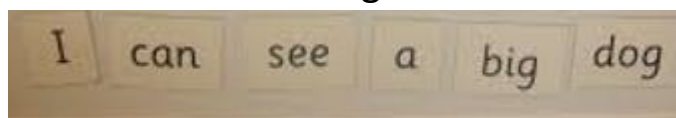
- **Changes** – As a school we follow a scheme called 'jigsaw'. It is a mindful approach to PSHE. This term Reception are looking at 'Changes'. Thinking about last weeks 'chat' section. I wanted to focus on transition and the changes that might occur when moving up to year 1. Please give your child the opportunity to discuss how they are feeling about the changes that are coming up. I would like your child to make a 'Memory box'. They are to write down all the lovely things they remember about Reception and put them in the box. These can be used by your child as and when they would like to be reminded of their time in Reception. You might want to decorate the box and make it as special as you can. I would love to see any of the work they do, so please send them to my email above. Thank you ☺
- **Phonics/Writing** – Following on from last week's activity. *Can your child use the high frequency words to create a sentence?* This might be by writing the words or simply ordering words to create a sentence of their choice.

I	you	the
go	day	of
come	was	we
went	look	this
up	are	dog

© Copyright David Whitehead 2008

Here are some examples:

I went to see the dog.



READ



- Share a book with your child and have a go at some 'echo reading'. This is when you model how to read with expression. Demonstrate an awareness of full stops, commas, speech marks and use these to emphasize how to read with expression and excitement. Read a sentence of the book to your child and ask them to repeat it back to you, exactly as you have read it. Remember to pause at the full stops and commas and take a breath and use the speech marks to change your voice for the characters.
- Please continue to use Bug Club and complete the activities. Let us know if you require any new books to be allocated to your child.

Optional extension activity











- **Learn a minibeast rap!**



<https://www.bbc.co.uk/teach/bring-the-noise/andys-raps-minibeasts/zfwbhbkb>

Resources for this week

Minibeast Tally Sheet

Minibeast	Tally	Number Found
 Ant		
 Bee		
 Beetle		
 Butterfly		
 Fly		
 Caterpillar		
 Spider		
 Snail		
 Worm		
 Ladybird		