

Home learning Year 2

Wednesday 15th July 2020

CHAT




- It's been a unique year for us all this year, but we have made it! I can't believe this is the last week of this school year and the last lot of home learning. What has been your favourite part of this year? What made it your favourite?

- Have a think about these 'Would You Rather' questions;

Would You Rather...?



only ever be able to whisper? or only ever be able to shout?



Explain your reasons.

Would You Rather...?

live in a place which is always hot? or live in a place which is always cold?



Explain your reasons.

Would You Rather...?

be allowed to eat only your favourite food forever? or eat what you like, except your favourite food?



Explain your reasons.

Play

Offline learning activities

- Spellings - Please choose which spellings you would like to learn this week.

football bedroom farmyard sunflower rainbow	careful careless hopeful hopeless playful	gently simply humbly nobly probably
---	---	---


- English – We are thinking about ways we can improve our writing. One way we can make our writing more interesting is by starting our sentences in different ways. When we were in school we had a go at swapping our sentences including a subordinating conjunction around. For example; 'The girl went to bed when she was tired', would change to 'When she was tired, the girl went to bed.' Another way you can start your sentences in an interesting way is by starting them with an adverb, for example, quietly or suddenly. Look at the paragraph below and have a go at improving the sentences by starting them in a different way. You will also need to edit and improve this piece of work by adding adjectives and correcting spelling and punctuation errors, good luck!



Enoki Tales

The enoki, called Fleck, sat under the trey reading a story. He was reading a story because the children wanted to hear all the tales he had to share. the children sat on a branch looking up at Fleck. They were sitting under a tree in the middle off the forest with plants and flowers oll arownd The story was an exciting one about Flecks grandparents and the adventures thay had. The children wonted to hear another one when the story ended but fleck told them they had to wait for another day

3. You can also complete the online English task on paper.
4. Handwriting – Copy the poem on the right out in your best handwriting, not forgetting the punctuation!
5. Maths – We are going to recap our learning from this year. Have a go at completing the following questions. They include a variety of addition, subtraction, multiplication, measure, fractions and money.



Can you work out the values of each shape?

$$\star + \star = 20$$

$$\heartsuit - \star = 7$$

$$\heartsuit - \heartsuit = \blacktriangle$$

Tim buys a lolly and a chew.




The lolly costs 12p more than the chew.

The total cost of the two items is 82p.

How much does the lolly cost?

Lola buys this key ring.



Her mum gives a quarter of the money.

She pays for the rest herself.

How much does she pay herself?

If

$$\triangle \times \triangle = 25$$

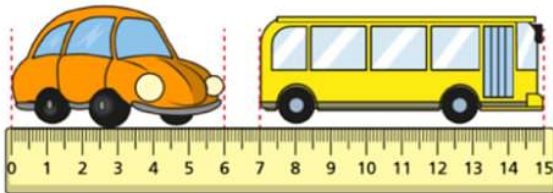
and

$$\bigcirc \times \bigcirc = 100$$

Work out the value of

$$\triangle \times \bigcirc$$

Here is a toy car and bus.




By how many cm is the bus longer than the car?

Here are 3 beanbags.



They are placed on a seesaw.

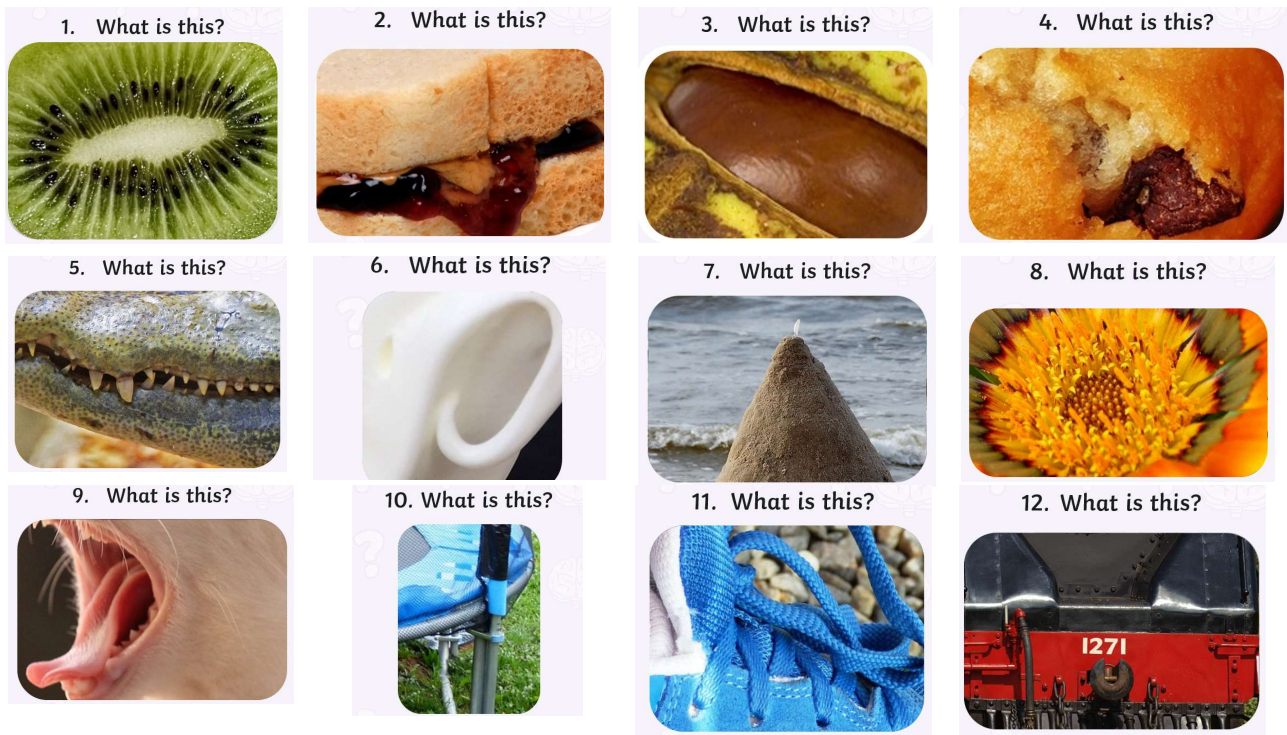


Which beanbag is the heaviest?

6. Music/DT – The didgeridoo is an instrument which doesn't have a reed, it is a long wooden tube which the player uses different sounds to create music. You can make an instrument out of almost anything. Have a look at the images below. What have they created their instruments out of? Which do you think would make the best sound? One of them is even created by filling bowls with water and adding a variety of balls. Can you make your own instrument out of objects from your home and play a tune?




7. Guess the picture! (Answers at the end of the home learning).



Online learning activities

1. English – Write a letter to your teacher about your favourite part of being in their class this year. You could tell them all about your favourite day, what you liked most about them being your teacher and what you enjoyed most about being in your class. Make sure you remember to check your spellings and punctuation before submitting it and it will be sent over to our teacher. You can complete this activity on Purple Mash 'Special Delivery'.



2. Maths – We are going to be looking at pictograms. Pictograms are a type of graph that is used to represent data. It looks quite similar to a bar graph but you can sometimes be caught out with how many one picture is worth. For example, in the pictogram on the left, one triangle is worth 2 children so that means 10 people enjoy football, not 5. Watch the video which explains pictograms in more detail

<https://www.bbc.co.uk/programmes/p017ksvf>. Then have a go at the pictogram quizzes on the following links;

https://www.softschools.com/math/data_analysis/pictograph/games/,
<http://flash.topmarks.co.uk/4771>.

Hungry for more?

To recap knowledge on a variety of graphs, complete the Purple Mash quizzes 'Tally and Data Tables' and 'Charts'.



3. Computing – Make sure you know your internet safety. Complete the Purple Mash activity 'Internet Safety' and sort the behaviours into safe and unsafe.



4. Play 'Guess the Story' on <https://wordwall.net/resource/56592/english/guess-story>. When you have loaded it, choose from the right hand side which template you would like to play!



Remember to check your emails!

Read

- Remember to read every day – a book, a magazine, comic, recipe or even Bug Club. When you are reading a book on Bug Club you can also answer questions as you read!
- Watch the story 'The Night Box' by Louise Greig and answer the questions on the link. <https://www.bbc.co.uk/bitesize/articles/zi6gmfr>.



- Most authors have a particular style to the way they write or the things they write about. It could be the type of book they write, similar characters, similar storylines or settings. Have a look at the pairs of books above by the same authors. What do you think is similar about them? What do you think the author likes to write about? Have you read any yourself and how are they similar to each other?

Extension Activity

Summer reading challenge. The Summer Reading Challenge is going virtual! All you need to do is sign up at <https://summerreadingchallenge.org.uk/> to start your challenge. You will be able to set your own reading goal, collect virtual rewards and unlock activities. This year you are able to read anything; library books, e-books or audio books!



Guess the picture answers;

1. What is this?




2. What is this?



3. What is this?



4. What is this?



5. What is this?



6. What is this?




7. What is this?



8. What is this?



9. What is this?



10. What is this?



11. What is this?



12. What is this?

