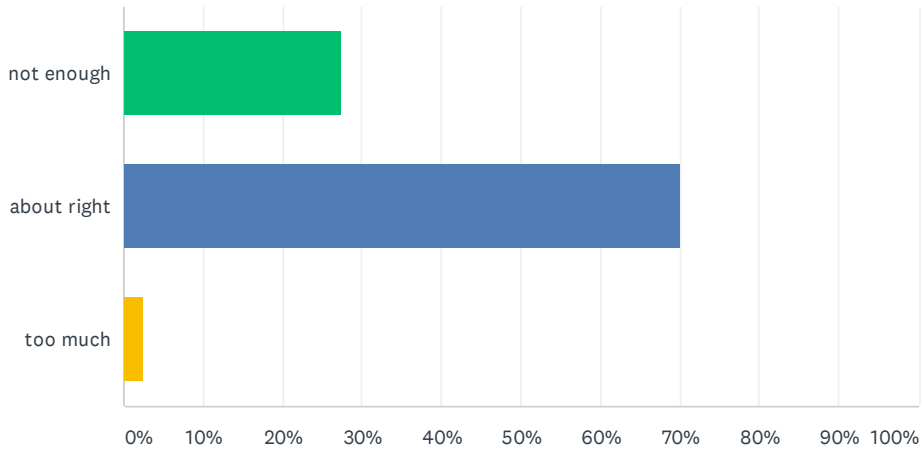


Parent Survey - Home Learning (March 2020)

Q1 We are setting home learning activities through a weekly blog on a Monday. Is the amount of work:

Answered: 124 Skipped: 0

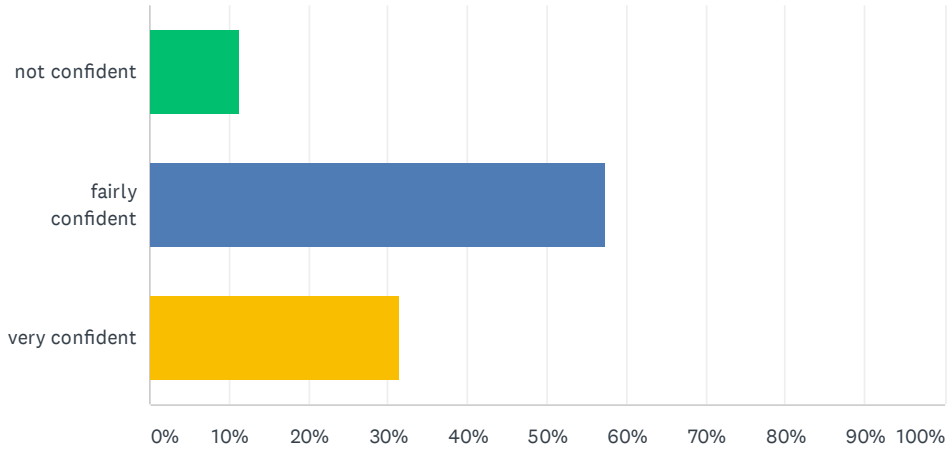


ANSWER CHOICES	RESPONSES	
not enough	27.42%	34
about right	70.16%	87
too much	2.42%	3
TOTAL		124

Parent Survey - Home Learning (March 2020)

Q2 How confident do you feel in helping your child if they get stuck?

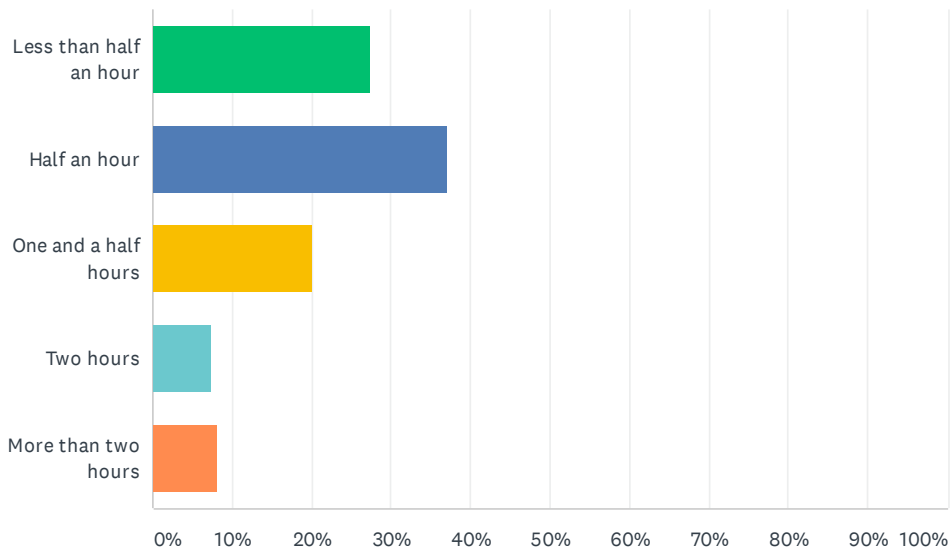
Answered: 124 Skipped: 0



ANSWER CHOICES	RESPONSES	
not confident	11.29%	14
fairly confident	57.26%	71
very confident	31.45%	39
TOTAL		124

Q3 We have organised our home learning activities into three categories: CHAT, PLAY, READ. Roughly how much time is your child spending on CHAT activities per day?

Answered: 124 Skipped: 0

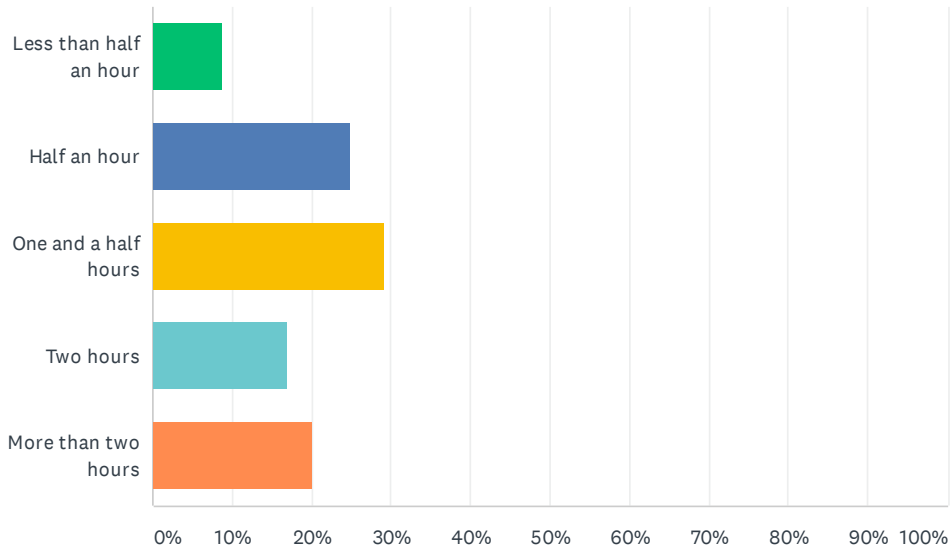


ANSWER CHOICES	RESPONSES	
Less than half an hour	27.42%	34
Half an hour	37.10%	46
One and a half hours	20.16%	25
Two hours	7.26%	9
More than two hours	8.06%	10
TOTAL		124

Parent Survey - Home Learning (March 2020)

Q4 Roughly how much time is your child spending on PLAY activities per day? This includes the offline and online learning activities on the blog.

Answered: 124 Skipped: 0

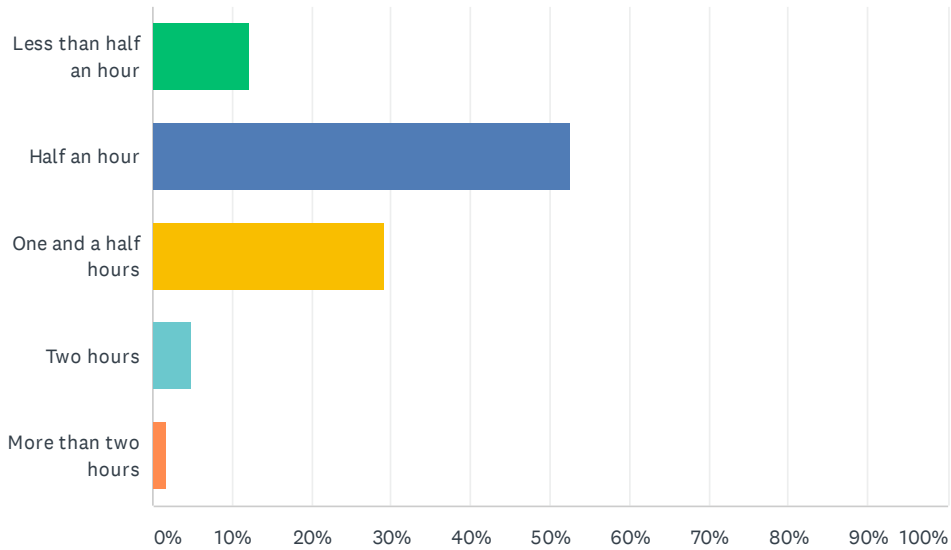


ANSWER CHOICES	RESPONSES	
Less than half an hour	8.87%	11
Half an hour	25.00%	31
One and a half hours	29.03%	36
Two hours	16.94%	21
More than two hours	20.16%	25
TOTAL		124

Parent Survey - Home Learning (March 2020)

Q5 Roughly how much time is your child spending on READ activities per day?

Answered: 124 Skipped: 0

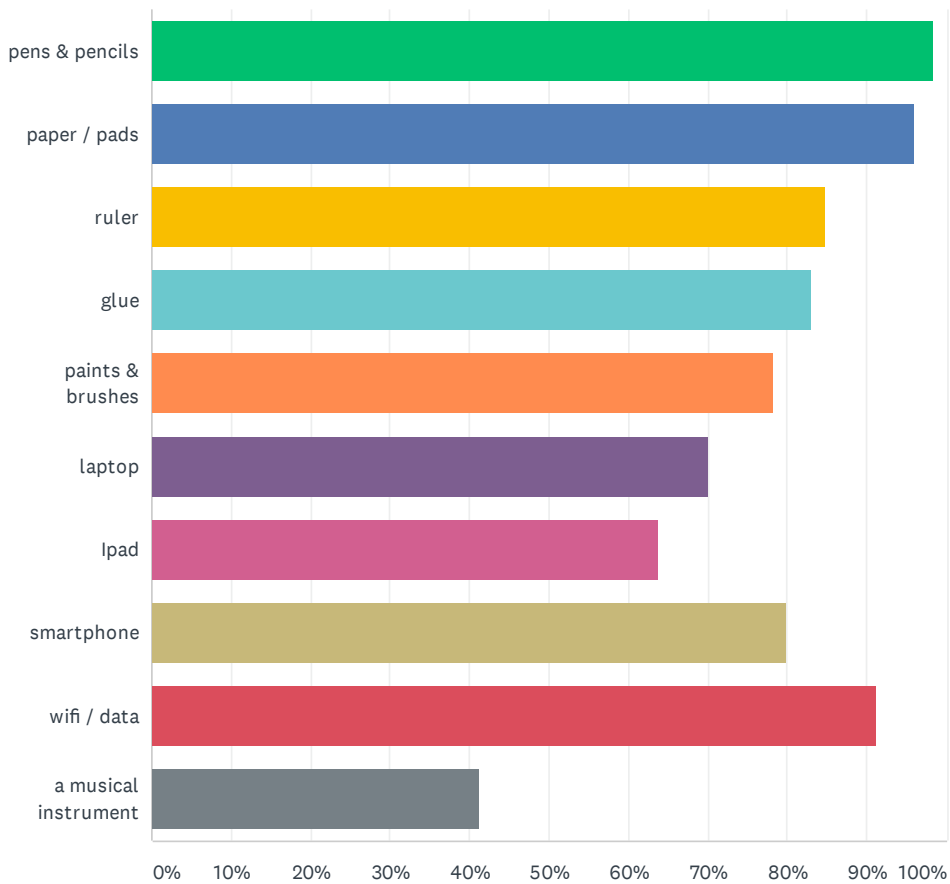


ANSWER CHOICES	RESPONSES	
Less than half an hour	12.10%	15
Half an hour	52.42%	65
One and a half hours	29.03%	36
Two hours	4.84%	6
More than two hours	1.61%	2
TOTAL		124

Parent Survey - Home Learning (March 2020)

Q6 We have provided online and offline activities which might need some resources at home. We would like to know what parents & carers have at home to help us plan appropriate activities. Do you have access to:

Answered: 124 Skipped: 0



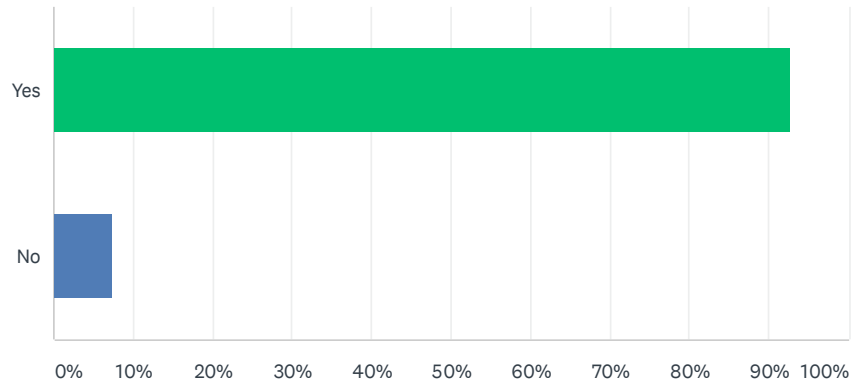
Parent Survey - Home Learning (March 2020)

ANSWER CHOICES	RESPONSES	
pens & pencils	98.39%	122
paper / pads	95.97%	119
ruler	84.68%	105
glue	83.06%	103
paints & brushes	78.23%	97
laptop	70.16%	87
Ipad	63.71%	79
smartphone	79.84%	99
wifi / data	91.13%	113
a musical instrument	41.13%	51
Total Respondents: 124		

Parent Survey - Home Learning (March 2020)

Q7 So far, have you had all the equipment you need for your child to complete the home learning activities?

Answered: 124 Skipped: 0



ANSWER CHOICES	RESPONSES	
Yes	92.74%	115
No	7.26%	9
TOTAL		124