



Welcome to  
Fairlands Primary  
School & Nursery



Meet the Nursery  
team...

Meet our  
Nursery  
teaching  
team...




**Mrs Natalie Sembi**

*Deputy Headteacher of the Lower Phase*



**Miss Shannon Kavanagh**

*Conkers Class Teacher*



**Mrs Jennifer Williams**

*Acorns Class Teacher*




**Mrs Sandra Johnson**

*Acorns Nursery Nurse*



# Medical Information



- If your child is new to the school, and if you haven't already done so, please ensure that you complete the confidential record as soon as possible to make us aware of any medical needs
- If your child has an accident at school you will be informed through the accident information sheet.
- We can only administer antibiotics if they are prescribed 4 x daily
- Make us aware of any injuries they have before coming into school
- Ensure that we always have up to date contact numbers
- Due to severe nut allergies, we ask that no nuts are brought into school. If your child does have a nut allergy please call the school as soon as possible to inform us. We can organise for a Health Care Plan!
- If your child has a food allergy, you will need to register your them with HCL before they are able to have a school meal. Please speak to us about this.



# Safeguarding



- Please do not use mobile phones in the school, classrooms, on trips or whilst helping out
- Please fill in the yellow sheet informing us of people with permission to collect your child. Let us know if someone new is collecting your child
- Park buggies outside the classroom
- Please encourage your child to walk with their bike or scooter when they reach the school entrance gate
- If you wish to collect your child outside the school hours then you must do so from the school office.



# Uniform

[www.myclothing.com](http://www.myclothing.com)

[www.smartyschoolwear.co.uk](http://www.smartyschoolwear.co.uk)



## You will need...

- Grey trousers / dresses / skirts / tailored shorts
- White polo shirts / shirts / blouses
- Navy blue sweatshirt / cardigan
- Blue gingham summer dresses

There is more information on the school website, including links to suppliers of uniform with the school logo.

Please also note that your child's uniform will get messy at some point! Playing with paint, mud and other sensory materials is great for your child's brain development and aprons/all in one waterproofs are never perfect. It is fine to send your child to school in uniform that has been washed but has stains 😊

## Please also remember...

- A coat every day
- Sensible, sturdy shoes- easy to fasten if possible!
- A bag with a change of clothes including underwear and socks, to keep at school
- Wellies (optional)- can be kept at school
- A school book bag
- A sunhat



**Please make sure that absolutely everything is labelled with your child's name! (Including shoes!)**



# Communication

## Different ways we communicate...

- Suggested home learning flyer
- School website
- School blogs or Facebook page
- Evidence Me - *In Summer, you will receive an invitation to sign up to Evidence Me.*
- School notice boards
- Open door policy
- Arbor – school communication system
- You can contact school by letter, email, telephone, text or Arbor. The website contains all contact details.
- If you have any concerns about your child's education, these should first be raised with your child's class teacher. If the issue is not resolved, it may be raised with Mrs Sembi (Deputy Headteacher). Appointments to see staff can be made via the school office.



# Attendance

# Nursery Times

## **Acorns**

The Nursery gate opens at 8.30am and will remain open until 8.50am. Your child's class teacher will be waiting at the gate, ready to greet your child. Nursery finishes at 3.30pm.

## **Conkers AM**

Conkers AM starts at 8.30am and finishes at 11.30am, promptly. Please note that Nursery lunch club begins at 11.30am, therefore it is important that your child is collected on time.

## **Conkers PM**

Conkers PM starts at 12.30pm and finishes at 3.30pm.

**We strongly encourage good attendance and punctuality. This will be a whole school focus for the Autumn term.**

# Breakfast Club/ After School Club

## **Breakfast Club (Everyday from 7.45am – 8.50am)**

Breakfast Club takes place on the Upper Site in the main dining hall. Staff will bring the children down to Nursery for the start of the morning session.

Breakfast Club can be booked on Arbor, the price per day are currently £3.

## **After School Club (3.30pm – 6.15pm)**

After School Club takes place on the Lower Site with Reception and Year One, in the Family Room. Collection will be at the external doors by Fairlands Pre-School.

After School Club can be booked on Arbor, the price per day is:

- 3.30pm-4.15pm - £7.75
- 3.30pm-5.15pm - £8.75
- 3.30pm-6.15pm - £9.75

*Prices is currently being reviewed.*





Lunchtime



# Lunchtime Arrangements

- Lunchtime for the Foundation Stage is 11.30am -12.30pm
- If your child has 30 hours funding, lunch is included in their hours
- If your child has 15 hours funding, they can join us for Nursery Lunch Club at a small cost. Currently, the cost of the one hour child care is £2.80, if you wish for your child to have a school lunch, this is an additional £2.40. *Please note the prices are currently being reviewed.*
- You will make a lunch booking, by logging into Arbor.
- Children who are staying for lunch will dine in the lower hall. After lunch they have a playtime in the Nursery or lower building playground
- Many of the Midday Supervisory Assistants (MSAs) are also Early Years staff. However, your child's class teacher will also support your child to settle in to the lunchtime routine in the Autumn term

A healthy,  
balanced lunch  
may include...



A sandwich or crackers and cheese

Some rice cakes or crisps

A piece of fruit (please refrain from packing grapes)

A yoghurt

Support your child by:

- Refraining from packing too much
- Start with less then add more items if they are eating all the items that you send
- Let us know if they continue to eat very little

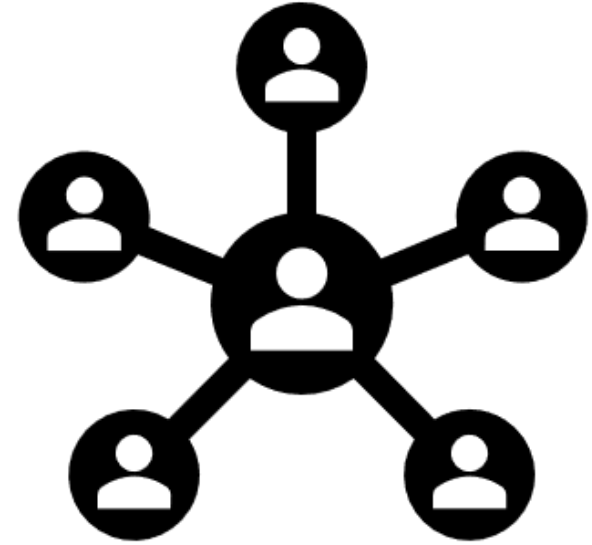
- Fizzy drinks
- Chocolate bars
- Sweets
- Nut products (including peanut butter and any chocolate spreads)



Please note the following items are not allowed



# The New, Early Years Foundation Stage (EYFS) Curriculum



# Prime Areas

- Communication and Language (CL)
- Physical Development (PD)
- Personal, Social and Emotional Development (PSED)



# Communication and Language (CL)

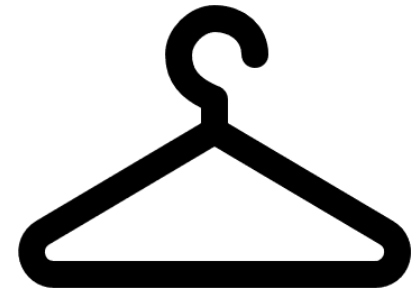
- Listening, Attention and Understanding
- Speaking





# Physical Development (PD)



- Gross Motor Skills
- Fine Motor Skills







## Personal, Social and Emotional Development (PSED)

- Self-Regulation
- Managing Self
- Building Relationships







# Specific Areas


- Literacy (L)
- Maths (M)
- Understanding the World (UW)
- Expressive Arts and Design (EAD)



# Literacy (L)

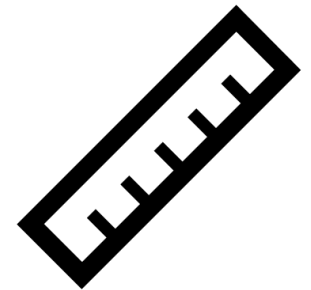

- Comprehension
- Word Reading
- Writing






# Maths (M)


- Number
- Numerical Patterns





# Understanding the World (UW)

- Past and Present
- People, Culture and Communities
- The Natural World





# Expressive Arts and Design (EAD)

- Creating with Materials
- Being Imaginative and Expressive





# Transition

# Summer Holiday Suggestions...

**Get them excited for school!**

Give them opportunities to practise taking turns and also to play independently

Toilet Train- so they can use the toilet independently, if possible

Read to them- foster a love of books

Help them to use a knife and fork

Teach them how to put their shoes on (velcro is best!)

Teach them to put on and take off their own coat

Make sure they can open their own lunch box

How to Prepare your Child for Starting Primary School

Show them how to hold a pencil correctly.

Practise taking off and putting on PE kit

Start teaching them to write their own name

Start practising how to use scissors safely.

Label everything with your child's name, including shoes!

SPECIAL EDUCATIONAL NEEDS RESOURCES BLOG  
by Cheshire SEN Tutor LTD

Infographic by: [www.senresourcesblog.com](http://www.senresourcesblog.com)

- Support your child to develop their independence
- Share the transition booklet over the summer holidays
- Keep your routine at home the same, within the first few weeks of starting Nursery

Date	
ASAP	Complete your information pack and return it to school
Wednesday 6 <sup>th</sup> July	You will receive an email containing a transition booklet , a link to book a home visit and stay and play sessions. There will also be an optional home learning transition activity
Wednesday 13 <sup>th</sup> July 4pm	Come and See Us! Nursery Tour hosted by the Nursery Team
Throughout July	Class teachers will be visiting your child's pre-school
Monday 5 <sup>th</sup> September – Friday 9 <sup>th</sup> September	Home Visits – <i>please ensure you have your red book or child's birth certificate ready!</i> All children will require a home visit before starting Nursery
Thursday 8 <sup>th</sup> September & Friday 9 <sup>th</sup> September	Stay and Play Session You and your child are invited to join us for 1 hour for a stay and play session.
Monday 12 <sup>th</sup> September & Tuesday 13 <sup>th</sup> September	Conkers join for the usual 3 hour session Half day sessions for Acorns (8.30am – 11.30am)
Wednesday 14 <sup>th</sup> September	Acorns start full days Lunch club starts for Conkers – bookings to be made in advance on Arbor



# Reading

- You will need a school book bag. **Please bring your child's book bag to school everyday!**
- Your child will be given a library book that you can share together e.g. The Hungry Caterpillar. This will be changed every week.
- We are excited to announce that we will be embarking on a new Phonics scheme in September. In the Spring term, we will be inviting parents along to a meeting to share more information about how your child will embark on their own reading journey!
- In Nursery we aim to encourage a love of reading by asking the children to vote for our books of the week and sharing stories daily. You can support this at home by reading and making up stories with your child every day, you could also join the local library!

# Home Learning

Every Friday, your child will bring home a homework flyer linked to what they have been learning in school. This will contain information on...

- Information about what we have been learning at school
- Key vocabulary to practise at home
- An activity to try at home
- News and information about the coming week



# Becoming a Governor



# Have you considered being a school governor?

- Would you like to help shape the future for the next generation?
- Do you have a valuable/professional skill you can offer?
- Are you committed to contributing to your local community?
- **If you answer YES to any of the above, please get in touch**
  
- We are keen to recruit governors who reflect our diverse community and the school
- We welcome anyone who is interested in school governance, but especially those with skills and expertise in **health & safety, communications, social care and education.**
- All new governors with full training and support

**Please get in touch for a virtual coffee chat**  
**[Claire.Peacock@Fairlands.herts.sch.uk](mailto:Claire.Peacock@Fairlands.herts.sch.uk)**



Any Questions?