





| | | | | | | |
|---|------------------------|----------------------|-----|----------|-----------------|--------------|
| HIB Volley Graz 1 3 VCU Wiener Neustadt | | | Set | Duration | Partial score | Score |
| Match 138 | Date 14/03/2026 | Spectators 34 | 1 | 00:30 | 8-7 16-15 21-19 | 23-25 |
| Hall USI | Time 20:00 | Receipts | 2 | 00:25 | 8-5 16-9 21-14 | 25-19 |
| City GRAZ | Referees | | 3 | 00:24 | 5-8 12-16 19-21 | 22-25 |
| | | | 4 | 00:23 | 5-8 11-16 15-21 | 20-25 |


| HIB Volley Graz | | Set | | | | | Points | | | Serve | | | Reception | | | Attack | | | BK | | | | |
|----------------------|----------------------|------------|---|-----|---|-----|--------|-----------|-----------|------------|-----------|-----------|-----------|-----------|----------|------------------|------------|-----------|----------|-----------|------------|----------|---|
| | | 1 | 2 | 3 | 4 | 5 | Vote | Tot | BP | W-L | Tot | Err | Pts | Tot | Err | Pos% (Exc%) | Tot | Err | Blo | Pts | Pts% | Pts | |
| 03 | MÖDRITSCHER Benjamin | | | | | | . | . | . | . | 2 | . | . | . | . | . | . | . | . | . | . | . | . |
| 04 | HÖLZEL Reinhard | 5 | 4 | 5 | 4 | | 5.5 | 9 | 3 | . | 9 | 3 | . | . | . | . | 20 | 4 | 2 | 8 | 40% | 1 | |
| 06 | BRUNNHOFER Christoph | | | | | | . | . | . | . | 3 | . | . | 3 | . | 67% (33%) | 1 | . | . | . | 0% | . | |
| 07 | ERTL Florian | | | | | | . | . | . | . | . | . | . | . | . | . | . | . | . | . | . | . | . |
| 09 | KRATZ Johannes | 3 | 2 | 3 | 2 | | 5.5 | 15 | 7 | +9 | 19 | 1 | 2 | 31 | 2 | 58% (29%) | 33 | 1 | 2 | 12 | 36% | 1 | |
| 10 | L ZEHNER Julian | | | | | | 5.5 | . | . | -1 | . | . | . | 17 | 1 | 41% (6%) | 1 | . | . | . | 0% | . | |
| 12 | EISENDLE Felix | 6 | 5 | 6 | 5 | | 5.5 | 16 | 3 | +3 | 12 | 3 | 1 | 23 | 2 | 43% (9%) | 45 | 3 | 5 | 15 | 33% | . | |
| 13 | STEINER Sebastian | 4 | 3 | 4 | 3 | | 6.9 | 9 | 5 | +4 | 13 | 4 | . | 1 | . | 0% (0%) | 11 | 1 | . | 5 | 45% | 4 | |
| 14 | POSCH Christian | 1 | 6 | 1 | | | 5.8 | 3 | . | +1 | 5 | . | . | . | . | . | 8 | 2 | . | 2 | 25% | 1 | |
| 16 | PORTUGAL Lukas | | | | 6 | | 8.5 | 2 | 2 | +2 | 4 | . | . | . | . | . | 3 | . | . | . | 0% | 2 | |
| 17 | EISENBEISS Florian | | | | | | . | 2 | 2 | +1 | 3 | 1 | . | . | . | . | 3 | . | . | 2 | 67% | . | |
| 19 | FROSCHAUER Gabriel | | | | | | . | . | . | . | . | . | . | . | . | . | . | . | . | . | . | . | . |
| 21 | L MAHON Ben | | | | | | . | . | . | . | . | . | . | . | . | . | . | . | . | . | . | . | . |
| 42 | KONRAD Stefan | 2 | 1 | 2 | 1 | | 5.7 | 3 | 1 | -2 | 21 | 3 | . | . | . | . | 7 | 2 | . | 3 | 43% | . | |
| Players total | | | | | | | | 59 | 23 | +17 | 92 | 15 | 3 | 75 | 5 | 49% (17%) | 132 | 13 | 9 | 47 | 36% | 9 | |
| | | Points won | | Ser | | Atk | | Blo | | Op | | Er | | | | | | | | | | | |
| Coach | Lukas PORTUGAL | Set 1 | . | 11 | 4 | 8 | 23 | 4 | . | 23 | 1 | 48% (13%) | 37 | 4 | 4 | 11 | 30% | 4 | | | | | |
| Assistant | undefined undefined | Set 2 | 1 | 15 | 3 | 6 | 26 | 5 | 1 | 17 | 1 | 47% (12%) | 31 | . | 1 | 15 | 48% | 3 | | | | | |
| | | Set 3 | 2 | 12 | 1 | 7 | 22 | 3 | 2 | 18 | 1 | 56% (33%) | 39 | 4 | 3 | 12 | 31% | 1 | | | | | |
| | | Set 4 | . | 9 | 1 | 10 | 21 | 3 | . | 17 | 2 | 47% (12%) | 25 | 5 | 1 | 9 | 36% | 1 | | | | | |

| VCU Wiener Neustadt | | Set | | | | | Points | | | Serve | | | Reception | | | Attack | | | BK | | | | |
|----------------------|--------------------------|------------|---|-----|---|-----|--------|-----------|-----------|------------|-----------|-----------|-----------|-----------|----------|------------------|------------|-----------|----------|-----------|------------|----------|---|
| | | 1 | 2 | 3 | 4 | 5 | Vote | Tot | BP | W-L | Tot | Err | Pts | Tot | Err | Pos% (Exc%) | Tot | Err | Blo | Pts | Pts% | Pts | |
| 02 | WENDLER Johannes | | | | | | . | . | . | . | . | . | . | . | . | . | . | . | . | . | . | . | |
| 04 | KUNAUER Eugen Johannes | | 5 | | | | 6 | 7 | 2 | +3 | 6 | . | . | . | . | . | 18 | 3 | 1 | 6 | 33% | 1 | |
| 05 | SCHMIED Nico | 1 | 2 | 1 | 2 | | 5.6 | 2 | 2 | -6 | 15 | 7 | 1 | . | . | . | 5 | . | 1 | . | 0% | 1 | |
| 07 | FRIEDL Lukas | 2 | 3 | 2 | 3 | | 6.1 | 19 | 9 | +12 | 14 | 3 | 1 | 9 | . | 89% (44%) | 36 | 3 | 1 | 17 | 47% | 1 | |
| 12 | REICHNER Florens Andreas | | | 3 | 4 | | 5.5 | 6 | 3 | +4 | 9 | 2 | 2 | . | . | . | 6 | . | . | 3 | 50% | 1 | |
| 13 | KUGL Janik Elias | 6 | 1 | 6 | 1 | | 6 | 8 | 3 | +4 | 9 | 2 | . | . | . | . | 16 | 2 | . | 5 | 31% | 3 | |
| 14 | SCHMIKL Matthew | 3 | 4 | | | | 5.5 | 3 | 1 | +2 | 9 | . | 1 | . | . | . | 6 | . | 1 | 2 | 33% | . | |
| 15 | SCHNEIDER Peter Michael | 4 | | 4 | 5 | | 5.5 | 9 | 2 | +3 | 11 | . | . | 1 | 1 | 0% (0%) | 26 | 2 | 3 | 8 | 31% | 1 | |
| 16 | L LACHNIT Florian | | | | | | 5.5 | . | . | -2 | . | . | . | 31 | 2 | 52% (26%) | 1 | . | . | . | 0% | . | |
| 17 | JOVANOVIĆ Luka | 5 | 6 | 5 | 6 | | 5.5 | 9 | 3 | +3 | 19 | 2 | 2 | 35 | . | 60% (9%) | 14 | 2 | 2 | 6 | 43% | 1 | |
| 19 | UNGER Alexander James | | | | | | . | . | . | . | . | . | . | . | . | . | . | . | . | . | . | . | . |
| Players total | | | | | | | | 63 | 25 | +23 | 92 | 16 | 7 | 76 | 3 | 59% (20%) | 128 | 12 | 9 | 47 | 37% | 9 | |
| | | Points won | | Ser | | Atk | | Blo | | Op | | Er | | | | | | | | | | | |
| Coach | Manuela UNGER | Set 1 | 1 | 11 | 4 | 9 | 25 | 2 | 1 | 19 | . | 74% (16%) | 34 | 4 | 4 | 11 | 32% | 4 | | | | | |
| Assistant | Stefan LUDA | Set 2 | 2 | 11 | 1 | 5 | 18 | 1 | 2 | 20 | 1 | 55% (20%) | 32 | 4 | 3 | 11 | 34% | 1 | | | | | |
| | | Set 3 | 2 | 12 | 3 | 8 | 25 | 6 | 2 | 19 | 2 | 58% (5%) | 34 | 1 | 1 | 12 | 35% | 3 | | | | | |
| | | Set 4 | 2 | 13 | 1 | 9 | 24 | 7 | 2 | 18 | . | 50% (39%) | 28 | 3 | 1 | 13 | 46% | 1 | | | | | |

| HIB Volley Graz | | | | VCU Wiener Neustadt | | | | | | | |
|-----------------|----------------------|----|--|--|-----|------|-----|-------------------|------|-----|--------|
| Points | Reception | 75 | | Kill on reception | | | | Points | 76 | | |
| S in Diff | Points SO | 36 | | 1st Attack AFTER POSITIVE RECEPTION (+#) | | | | S in Diff | 38 | | |
| 6 +1 | Each 2.08 receptions | | | Errors | Blo | Pts% | Tot | Tot | Pts% | Blo | Errors |
| 5 -3 | 1 Point | | | 4 | 0 | 43% | 37 | 45 | 36% | 4 | 4 |
| 4 -13 | | | | 1st Attack AFTER NEGATIVE RECEPTION (-) | | | | Each 2 receptions | 6 | -4 | |
| 3 +5 | Serve | 92 | | Errors | Blo | Pts% | Tot | Tot | Pts% | Blo | Errors |
| 2 +1 | Points BP | 23 | | 5 | 3 | 33% | 30 | 25 | 48% | 3 | 3 |
| 1 +5 | Each 4 serves | | | Attack on dig | | | | 1 Point | 4 | +4 | |
| | 1 Break point | | | Errors | Blo | Pts% | Tot | Tot | Pts% | Blo | Errors |
| | | | | 4 | 6 | 32% | 65 | 58 | 33% | 2 | 5 |
| | | | | | | | | Serve | 92 | | |
| | | | | | | | | Points BP | 25 | | |
| | | | | | | | | Each 3.68 serves | 1 | -8 | |
| | | | | | | | | 1 Break point | | | |

BP Break point
 Err Errors
 Pos% Positive +#
 W-L Won-Lost
 Pts Points
 Blo Blocked
 Exc Excellent

 Substitute
 Starting lineup
 Starting setter
 Starting serve


 volleystation.com