





TUS Bad Radkersburg 1 3 TI-volley					Set	Duration	Partial score			Score
					1	00:30	8-6	16-15	21-18	27-25
					2	00:32	3-8	12-16	17-21	17-25
					3	00:38	8-4	16-13	20-21	22-25
					4	00:29	8-7	11-16	15-21	17-25
Match	155	Date	18/04/2026	Spectators	41					
Hall	MS	Time	19:00	Receipts						
City	STADEN	Referees								


TUS Bad Radkersburg		Set					Points			Serve			Reception				Attack				BK			
		1	2	3	4	5	Vote	Tot	BP	W-L	Tot	Err	Pts	Tot	Err	Pos%	(Exc%)	Tot	Err	Blo	Pts	Pts%	Pts	
01	JANTSCHER Veronika					
02	SCHMIDEK Karen	5	6	5	6		5.7	19	6	+9	8	1	.	37	4	43%	(5%)	44	4	1	19	43%	.	
03	SAMMT Jana						.	.	.	-2	2	1	.	1	1	0%	(0%)	
04	SOMMER Sarah		1	2			5.8	1	.	-1	8	2	2	.	.	1	50%	.	
06	WITSCH Katharina	1	2				5.6	1	1	-1	6	1	1	2	1	.	.	0%	.	
08	WONISCH Stephanie	2	3	2	3		5.6	19	5	+11	17	1	1	21	.	57%	(29%)	53	4	3	17	32%	1	
09	DOMITTNER Sarah						
10	FISCHER Anna				1		.	1	.	.	3	.	.	1	.	100%	(0%)	1	.	1	.	0%	1	
11	WONISCH Katrin	4	5	4	5		5.5	6	1	-1	19	1	1	27	3	3	5	19%	.	
12	WITSCH Veronika	6	1	6			6.3	4	2	+4	8	9	.	.	2	22%	2	
16	GOMBOC Mia	3	4	3	4		5.9	5	5	+2	13	1	1	12	1	92%	(17%)	14	.	1	3	21%	1	
17	L EDELSBRUNNER Eva Maria						5.5	.	.	-1	.	.	.	19	1	58%	(21%)	1	.	.	.	0%	.	
18	L MAKOWECZ Hanna						
Players total							56	20	+20	84	8	4	91	7	56%	(15%)	153	12	9	47	31%	5		
		Points won					Ser	Atk	Blo	Op.Er														
Coach	Marko JANZA	Set 1	3	10	1	13	27	1	3	19	1	53%	(16%)	34	2	4	10	29%	1					
Assistant		Set 2	.	13	.	4	17	2	.	25	1	60%	(16%)	46	5	2	13	28%	.					
		Set 3	1	14	3	4	23	1	1	23	3	61%	(22%)	41	3	1	14	34%	3					
		Set 4	.	10	1	6	17	4	.	24	2	50%	(8%)	32	2	2	10	31%	1					

TI-volley		Set					Points			Serve			Reception				Attack				BK		
		1	2	3	4	5	Vote	Tot	BP	W-L	Tot	Err	Pts	Tot	Err	Pos%	(Exc%)	Tot	Err	Blo	Pts	Pts%	Pts
02	WALLMANNBERGER Rebecca Miriam					
03	GASSER Emma	2	6				5.5	3	1	+2	10	1	8	.	.	3	38%	.
04	BRANDHOFFER Lorena	5	3	4	4		6.5	12	6	+5	11	2	1	16	2	3	7	44%	4
05	WIESFLECKER Ylvie Marie		1	2			4.8	1	1	+1	5	.	.	1	.	100%	(0%)	2	.	.	.	0%	1
06	LAMM Helena		5	6	6		5.9	14	2	+11	16	1	2	13	.	62%	(15%)	28	2	.	12	43%	.
07	DIEFENBACH Stella	6	4	5	5		5.5	12	4	+6	9	32	5	1	11	34%	1
08	BRINDLINGER Nadia	4	2	3	3		6.1	24	15	+20	15	1	2	25	.	52%	(20%)	56	2	1	20	36%	2
09	HÖSEL Vanessa		1	1			5.5	6	4	+6	17	.	2	5	.	.	3	60%	1
11	UNTERRICHTER Dina	1					5.5	1	.	-4	2	1	.	13	3	46%	(15%)	4	1	.	1	25%	.
13	TARANTINI Giulia	3			2		6.2	3	2	-1	15	3	7	1	.	3	43%	.
15	RIEGER Laura Maria					
16	L UNTERLECHNER Anna Sophia						5.5	23	.	61%	(22%)	2	.	.	.	0%	.
Players total							76	35	+46	100	9	7	75	3	56%	(19%)	160	13	5	60	38%	9	
		Points won					Ser	Atk	Blo	Op.Er													
Coach	Rogelio HERNANDEZ	Set 1	1	16	4	4	25	6	1	26	3	50%	(23%)	40	4	1	16	40%	4				
Assistant	Michaela WIESFLECKER	Set 2	1	14	2	8	26	1	1	15	.	67%	(33%)	40	2	.	14	35%	2				
		Set 3	3	17	1	4	24	1	3	21	.	57%	(10%)	45	3	3	17	38%	1				
		Set 4	2	13	2	8	25	1	2	13	.	54%	(8%)	35	4	1	13	37%	2				

TUS Bad Radkersburg				TI-volley							
Points	Reception	91		Kill on reception				Reception	75	Points	
S in Diff	Points SO	36		1st Attack AFTER POSITIVE RECEPTION (+#)				Points SO	41	S in Diff	
6 +5	Each 2.53 receptions			Errors	Blo	Pts%	Tot	Errors	Each 1.83 receptions	6 -1	
5 +1	1 Point			5	4	37%	51	42	1 Point	5 -1	
4 +5				1st Attack AFTER NEGATIVE RECEPTION (-!)						4 -1	
3 -10	Serve	84		Errors	Blo	Pts%	Tot	Errors	Serve	3 +9	
2 -3	Points BP	20		4	1	24%	25	25	Points BP	2 +9	
1 -16	Each 4.2 serves			Attack on dig				Each 2.86 serves	1	1 +3	
	1 Break point			Errors	Blo	Pts%	Tot	Errors	1 Break point		
				3	4	29%	77	93			

BP Break point
 Err Errors
 Pos% Positive +#
 W-L Won-Lost
 Pts Points
 Blo Blocked
 Exc Excellent

 Substitute
 Starting lineup
 Starting setter
 Starting serve


 volleystation.com