

CAPTAIN X (4)												CAPTAIN X (2)														
Start 14:00						Team NORCO 16 Blue						Libero# 6 X (A) (B)		Points		Points		(B) 13 X		Team LVBC 16-1		End 14:44				
Order	I		II		III		IV		V		VI		I		II		III		IV		V		VI			
	10		5		9		8		4		11		9		3		12		16		2		10			
Score at Substitution	12	1:1	3	3:2			2	5:7					2	14:26						7	1:1	4	9:6			
	10	5:6	5	6:8			8	8:11					5	16:28						2	7:5	10	13:12			
	12	10:12	3	12:13			2	14:16					6	18:30						7	12:10	4	19:16			
	10	14:15	5	15:18			8	20:24					7	19:31												
Service Rounds	1	1	4	3	4	4	5	4	6	4	7	4	X	1	4	1	4	5	4	6	4	8	4	10	4	
	10	2	5	12	5	13	5	14	5	16	5	19	5	11	5	12	5	13	5	15	5	18	5	21	5	
	22	3	6	3	6	3	6	3	6	3	6	3	6	24	3	6	3	6	3	6	3	6	3	6	3	6
	Substitutions 1 2 3 4 5 6 7 8 9 10 11 12 13 14 15												Substitutions 1 2 3 4 5 6 7 8 9 10 11 12 13 14 15													

CAPTAIN X (4)												CAPTAIN X (10)															
Start 14:47						Team NORCO 16 Blue						Libero# 6 X (A) (B)		Points		Points		(B) 13 X		Team LVBC 16-1		End 15:11					
Order	I		II		III		IV		V		VI		I		II		III		IV		V		VI				
	12		5		9		8		4		11		3		12		16		7		2		10				
Score at Substitution	10	3:3	3	1:1			2	3:3			6	0:0							4	4:5							
	12	10:12	5	6:6			8	10:11			11	2:1							7	12:10							
	10	15:15	3	13:14			2	15:15					6	18:30					4	16:19							
	12	24:21	5	20:18			8	24:20					7	19:31					7	21:24							
Service Rounds	X	1	4	1	23	2	24	1	25	1	4	1	4	0	1	19	1	20	3	21	1	4	1	4			
	5	2	5	6	2	5	9	2	5	10	2	5	13	2	5	14	2	5	10	2	5	11	2	5	14	2	5
	19	3	6	22	3	6	3	6	3	6	3	6	3	6	15	3	6	18	3	6	3	6	3	6	3	6	
	Substitutions 1 2 3 4 5 6 7 8 9 10 11 12 13 14 15												Substitutions 1 2 3 4 5 6 7 8 9 10 11 12 13 14 15														

NORCO 16 Blue	2:1	
TEAM	SET 1 RESULTS	Score
Winning LVBC 16-1		25
Losing NORCO 16 Blue		22
TEAM	SET 2 RESULTS	Score
Winning NORCO 16 Blue		25
Losing LVBC 16-1		21

SIGNATURES	
Scorer	<i>[Signature]</i>
1st Referee	<i>[Signature]</i>

OFFICIALS PRINTED NAMES	
1st	brooks k.
2nd	
Scorer	schaefer k.
Work Team	Region

D=Delay A=Asst Coach #=Player T=Trainer C=Coach M=Manager
IMPROPER REQUEST
 TEAM (A) : TEAM (B)

SANCTIONS	W	P	E	D	(A)	(B)	SET	SCORE
	Warn	Penalty	Expel	DisQ				

Copyright 2025, USA Volleyball, SS3rd_081325

REMARKS	
International Time: 8:00a = 08:00 1:00p = 13:00 2:00p = 14:00 3:00p = 15:00	 USA Volleyball OFFICIAL SCORESHEET


D=Delay A=Asst Coach
 #=Player T=Trainer
 C=Coach M=Manager



IMPROPER REQUEST
 TEAM (A) : TEAM (B)

SANCTIONS	W	P	E	D	(A)	SET	SCORE	
	Warn	Penlty	Expel	DisQ	(B)			

REMARKS

International Time: 8:00a = 08:00 | 1:00p = 13:00 | 2:00p = 14:00 | 3:00p = 15:00



TEAM	MATCH WINNER	Sets	W	L	
NORCO 16 Blue			2	1	
TEAM	SET RESULTS	Score			
Winning	NORCO 16 Blue	15			
Losing	LVBC 16-1	9			
SIGNATURES					
Scorer					
1st Referee					
OFFICIALS PRINTED NAMES					
1st	brooks k.				
2nd					
Scorer	schaefer k.				
Work Team				Region	

		CAPTAIN X (4)												CAPTAIN X (10)												CAPTAIN X (4)												Set 3
		Start	Team	Libero#	(A)	(B)	Points	(S)	(B)	Libero#	Team	Points	Points at Chg	(8)	(A)	(B)	Team	End																				
		15:14	NORCO 16 Blue	6	X					13	X	LVBC 16-1					NORCO 16 Blue	15:26																				
Order	Score at Substitution	I	II	III	IV	V	VI	1	9	I	II	III	IV	V	VI	1	12	5	9	8	4	11																
		12	5	9	8	4	11	2	10	3	12	16	7	2	10	2	14	26	2	14	26	12	5	9	8	4	11											
		10 7:3	3 3:1		2 7:4				4 4:7				4 4:7				10 7:3	3 3:1		2 7:4																		
		12 14:8	5 8:4		8 13:7				7 8:14				7 8:14				12 14:8	5 8:4		8 13:7																		
		Service Rounds		1	4	3	4	6	4	7	4	1	4	1	4	1	4	1	4	1	4	1	4	1	4	1	4	1	4	1	4							
				2	5	2	5	2	5	2	5	2	5	2	5	2	5	2	5	2	5	2	5	2	5	2	5	2	5	2	5							
	3		6	3	6	3	6	3	6	3	6	3	6	3	6	3	6	3	6	3	6	3	6	3	6	3	6	3	6									
		Substitutions 1/2/3/4/5/6/7/8/9/10/11/12/13/14/15												Substitutions 1/2/3/4/5/6/7/8/9/10/11/12/13/14/15												Substitutions 1/2/3/4/5/6/7/8/9/10/11/12/13/14/15												