




# OLIVER-66

SD/SDP Series  
A2 size OFFSET PRESS

*Sakurai*



Superb functionality and fascinating design  
in real heavy duty construction  
A2 size Offset Press  
OLIVER-66SD/SDP Series



- Solid frame and bed structure give maximum printing speed 16,100IPH (in straight mode)
- Advantageous to ideal printing quality on larger cylinder, double diameter impression cylinder and 7 o'clock cylinder alignment
- Extensibility to the global printing quality control and network facility
- Variety of configurations of machine in 4, 5 and 6 printing units with/without perfecter mode



# Realization of total control by delivery control panel and Sakurai Color Console

## SIS-Sakurai InterActive System SAS-Sakurai Auto Set

Sakurai InterActive System(SIS)includes press speed setting, ink roller wash-up control, printing mode change, operator instructions, trouble-shooting, ink sweep etc.Sakurai Auto Set (SAS) allows the operator easily to adjust the press for different paper sizes and thickness. Simply pressing a button initiates movement of the feeder head, feeder pile guides, impression pressure, and the delivery saving valuable make-ready time.



## SPC-Sakurai Plate Changing

A plate can be easily, accurately and quickly mounted thanks to the "pinned cylinder register system" and Sakurai Plate Changing (SPC). The tail edge of the plate does not require pre-bending, thus allowing the reuse of the plates and the elimination of the plate bender. As the result, a paper plate and various types of plates can be mounted without tools. Sakurai Plate Changing is the most tremendous time and labor saving device. The quick and easy hairline register is ensured with the combination of the plate cylinder cocking device and remote control running register.



## Sakurai Color Console SCC

Controls SIS and SAS functions from the one console to achieve easy and labor saving operation. Quick stand by system which gives ideal ink form on rollers in automatic, less wasting sheets, synchronized the speed of ink fountain roller and etc is available as option..



## Variety of Automatic Wash-up Devices

Equipped blanket and ink roller washing device as standard. Fully auto washing by touch panel operation. Washing pattern can be selected depend on each condition. "water spray function" to eliminate paper dust, "High speed" and "Blanket/impression cylinder" dual washing is also available as optional items.



### OLIVERMATIC

The OLIVERMATIC Continuous flow dampener is speed compensated with large diameter rollers, making dampening control easy and consistent. Sakurai's built in surface speed reduction (Delta Motion) and the ability to skew the metering roller makes the Sakurai Dampener the best in the industry.

### Suction feed belts


The suction feed belts with adjustable vacuum control ensures smooth sheet feeding from maximum to minimum sheet size at 16,100 IPH with minimal operator adjustments.

### Easy-wheels setting

Depends on sheet size, wheels and brushes can be set up with one action.

### Air blower for sensor

The air blower ensures stable feeding by preventing paper dust building up on the front guide sensors.



### Variety of densitometer

Variety of automatic and manual densitometer controllers are available as option.  
Ref: Techkon RS400



# The facts of fine printing based on high accuracy, function and durability

## Solid frame and bed structure

This 65mm thickness of frame and bed realize high speed and long term durability.

## 7 o'clock cylinder alignment

Advantageous to sheet transfer and thick material

## Double dia. impression cylinder

Smooth sheet path with minimum gripper changes



## Ink Roller Temperature Controller

This device is to prevent the increase of roller surface temperature from the air temperature and from the machine during the run, to keep the viscosity and density of the ink stable.

## Reliable Electric Control System

- Highly reliable performance proven in the field
- No encoder. Accurate position setting with electric cam controller
- High speed and reliable control by exclusive Sakurai controller
- Utilizes the double safety circuit system and noise reduction, which meets worldwide standards

## Electric Cam System

Control the whole mechanical timing of the press with ultimate accuracy and reliability.

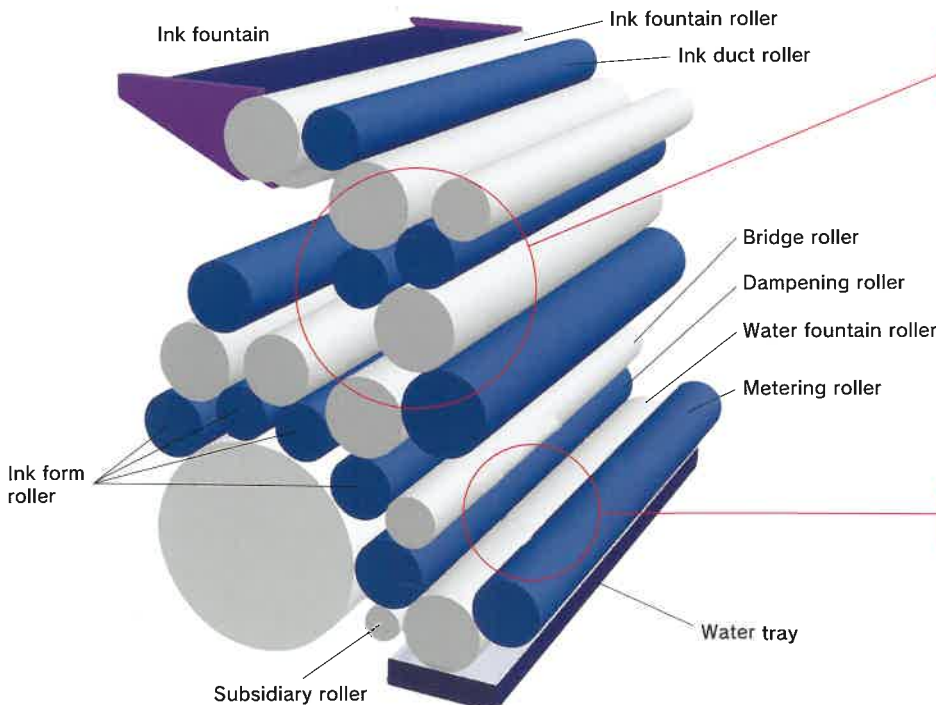
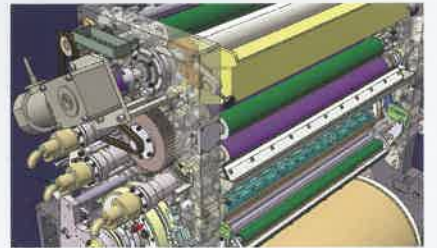


## Ink duct time adjustment system

With the adjustment of ink duct timing, ink is supplied suitably depending on printing image.

## Ink fountain roller speed control system

The running speed of ink fountain rollers can be controlled for required density.



## The ink roller pyramid ensures precise, high-quality printing

Large-diameter rollers provide faithful halftone reproduction in precision printing. Roller placement provides superior results, based on automatic computer adjustments of ink volumes, ensuring superior ink supply. Available options include diagonal-roller water-cooling equipment capable of regulating ink temperatures, even under the variable conditions of the printing environment and diagonal inking rollers that prevent the ghosting that normally occurs with certain types of printing materials.

## Water supply components

Upgraded from the highly-regarded Oliver-Matic system using a large-diameter roller, the water-supply system provides optimal, consistent water supply for high-quality, high-precision print jobs. This system is also optimized to reduce paper loss and enable rapid startups.

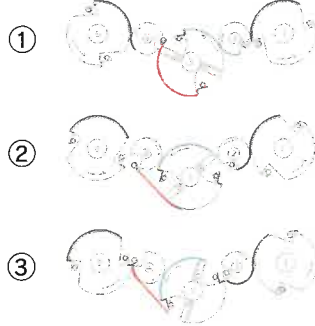
### Automatic Perfecting Changeover (SDP model only)

The Automatic Perfector Changeover allows the operator to switch from straight printing to perfecting in less than

two minutes, by simply pressing a button and entering sheet data.



#### Sheet travel in perfecting mode




#### Straight mode



### Enough surplus delivery height for long run work

Solid press design is also applied on the high pile delivery. Regardless paper quality and condition, stable sheet delivery even on high speed run up to 840mm is practicable. All press operation can be easily accessible on the delivery operation panels in combination with the SCC color control console.



# Sakurai Coating System for High Value Added on prints

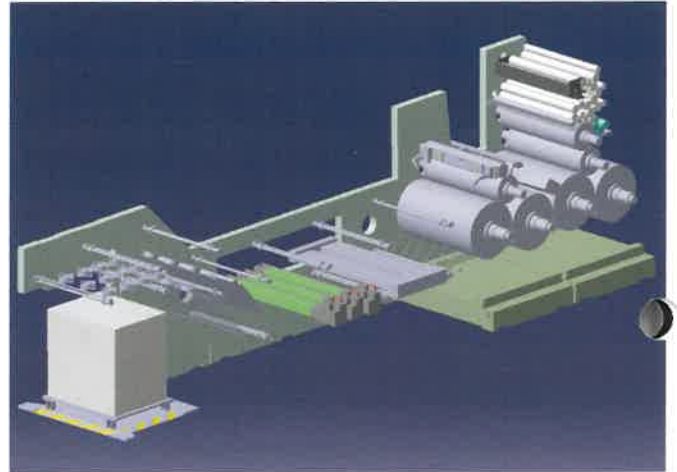
## Sakurai Coating System for High Value Added on Prints

### Sakurai Coating System for Print with High Added Values

The Sakurai coating system enhances quick job turn around by reducing drying time, adds values with gloss or matt coating and reduces the amount of spray powder.

#### Chamber Doctor Coating Unit

An enclosed doctor blade system is used on the Sakurai coating unit. The enclosed system keeps the viscosity of the coating more consistent as the water or solvents in the coating are not allowed to evaporate into the atmosphere. The coating film thickness can be changed by using different engraved and cell volume anilox rollers. The system has an automatic cleaning function, which also helps when cleaning while printing.



#### Sakurai Coating System for Print with High Added Values

##### IR Dryer

The IR dryer can be mounted in the extended delivery as an option. Printing at the backside of the sheet can be quickly performed without waiting for drying.

##### UV Dryer

The UV dryer can be mounting in the extended delivery. Fast printing at the both sides and high glossy coating is available. Curing is ensured at high speed.

#### UV Dryer Between Units

A UV dryer can be fitted on the perfector unit ensuring that the ink is completely cured before a sheet is turned over at perfecting drum. This will not smear the impression cylinder. Glossier coating is achieved when a UV dryer is fitted right before the coating unit.

#### IR Dryer for High Pile Delivery

An IR dryer can be fitted in the standard high pile delivery. This eliminates the use of spray powder and gives more higher quality printing.



## To the NEXT stage, Sakurai SD/SDP series of presses respond to the global printing network facility(CIP4)

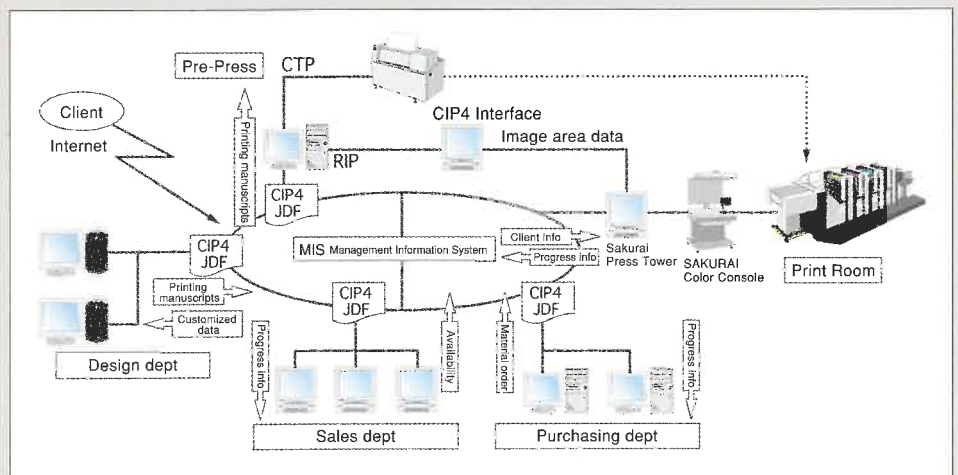
**CIP4** International Cooperation for  
Integration of process in Prepress, Press and Post-Press



### ●Evolving the Printing Business Management (CIP4/JDF)

#### Integrated Network for a printing company's sales, logistics, job control, designing and management

Sakurai provides a CIP4 (MIS) network station to build-up an integrated management network for printing businesses, which allow all ON-TIME job information to be accessed from the network for each print job. Logistics' staff can track the real progress of the job to provide the consumables; management can see the real productivity and Sakurai Color Console (Type III) can accept job data (sheet size and thickness from JDF) from the network to control the press.





# Production plant to enable the creation of new age

## Sakurai's OLIVER Offset Printing Presses Manufactured in a Cutting Edge High-tech Factory

Sakurai sets the standard for press manufacturing with a state of the art manufacturing environment. Located in Gifu, Japan, Sakurai's factory unites manufacturing with environment. Each new Sakurai press is built in a controlled manufacturing facility where temperature, humidity, and air quality are monitored. Where press and parts are measured for accuracy to a micron unit. Where each individually crafted Sakurai press conforms to exacting standards.

## New design by three-dimensional CAD

Our design department uses a three-dimensional computer CAD system. Full sized parts and assemblies appear on the monitor. Furthermore, it is also possible to make such data larger, smaller and turn on the monitor as well as cut for seeing cross sections easily and freely. To move the mechanism partially and to simulate the strength or vibration situation is also possible.




## Machining center

The frames and beds of each press are precisely machined and processed by a FMS NC processing machine which operates unmanned 24-hours a day. Smaller parts are processed by computer-controlled machine tools. All processes produce the tightest tolerances and the most accurate presses.



## Machining accuracy

A super large sized three-dimensional coordinate measuring machine makes it possible to manufacture more precise equipment. With its introduction, the preciseness of important parts can be greatly improved, allowing and accuracy of assembly of one-micron.



## Assembly line

A computer controls the supply of component parts to the assembly line; when parts are required, they are loaded automatically onto driverless transporters for delivery to the required assembly point on time. All assembly procedures are documented with detailed manuals resulting in great accuracy and a high quality product.

# OLIVER 66SD/SDP PRESSES

## STRAIGHT PRESSES SPECIFICATIONS

MODEL	COLOR	SPEED(iph) *1	MAX. SHEET SIZE (mm)	MIN. SHEET SIZE (mm)	MAX. PRINT SIZE(mm)	PAPER THICKNESS(mm)	PLATE SIZE (mm)
466SD	4	4,000 - 16,100	660 X 508 (26×20")	297 X 200 (11 <sup>3</sup> / <sub>4</sub> ×7 <sup>7</sup> / <sub>8</sub> ")	660 X 485(26×19 <sup>1</sup> / <sub>8</sub> ")*2 650 X 475(25 <sup>5</sup> / <sub>8</sub> ×18 <sup>3</sup> / <sub>4</sub> ")*3	0.04 ~ 0.6 (0.0016~0.024")	670 X 560(26 <sup>1</sup> / <sub>2</sub> ×22 <sup>1</sup> / <sub>8</sub> ") 650 X 550(25 <sup>5</sup> / <sub>8</sub> ×21 <sup>3</sup> / <sub>4</sub> ")(Opti
566SD	5	4,000 - 16,100	660 X 508 (26×20")	297 X 200 (11 <sup>3</sup> / <sub>4</sub> ×7 <sup>7</sup> / <sub>8</sub> ")	660 X 485(26×19 <sup>1</sup> / <sub>8</sub> ")*2 650 X 475(25 <sup>5</sup> / <sub>8</sub> ×18 <sup>3</sup> / <sub>4</sub> ")*3	0.04 ~ 0.6 (0.0016~0.024")	670 X 560(26 <sup>1</sup> / <sub>2</sub> ×22 <sup>1</sup> / <sub>8</sub> ") 650 X 550(25 <sup>5</sup> / <sub>8</sub> ×21 <sup>3</sup> / <sub>4</sub> ")(Opti
666SD	6	4,000 - 16,100	660 X 508 (26×20")	297 X 200 (11 <sup>3</sup> / <sub>4</sub> ×7 <sup>7</sup> / <sub>8</sub> ")	660 X 485(26×19 <sup>1</sup> / <sub>8</sub> ")*2 650 X 475(25 <sup>5</sup> / <sub>8</sub> ×18 <sup>3</sup> / <sub>4</sub> ")*3	0.04 ~ 0.6 (0.0016~0.024")	670 X 560(26 <sup>1</sup> / <sub>2</sub> ×22 <sup>1</sup> / <sub>8</sub> ") 650 X 550(25 <sup>5</sup> / <sub>8</sub> ×21 <sup>3</sup> / <sub>4</sub> ")(Opti

\*1 : Subject to the different print conditions \*2 : Max. print width is to 650 mm when oscillating ink form rollers are fitted. \*3 : Shown the max. print size when the press with optional plate size 650 X 550 mm

## PERFECTOR PRESSES SPECIFICATIONS

MODEL	COLOR	SPEED(iph) *1	MAX. SHEET SIZE (mm)	MIN. SHEET SIZE (mm)	MAX. PRINT SIZE(mm)	PAPER THICKNESS(mm)	PLATE SIZE (mm)
466SDP	4	4,000 - 16,100 (STRAIGHT) 4,000 - 15,000 (PERFECTOR)	660 X 508 (26×20")	297 X 200 (11 <sup>3</sup> / <sub>4</sub> ×7 <sup>7</sup> / <sub>8</sub> ")(4/0) 297 X 270 (11 <sup>3</sup> / <sub>4</sub> ×10 <sup>5</sup> / <sub>8</sub> ")(2/2)	660 X 485(26×19 <sup>1</sup> / <sub>8</sub> ")(4/0)*2 660 X 475(26×18 <sup>3</sup> / <sub>4</sub> ")(2/2)*2 650 X 475(25 <sup>5</sup> / <sub>8</sub> ×18 <sup>3</sup> / <sub>4</sub> ")(4/0)*3 650 X 465(25 <sup>5</sup> / <sub>8</sub> ×18 <sup>3</sup> / <sub>8</sub> ")(2/2)*3	0.04 ~ 0.4 (0.0016~0.016")	670 X 560(26 <sup>1</sup> / <sub>2</sub> ×22 <sup>1</sup> / <sub>8</sub> ") 650 X 550(25 <sup>5</sup> / <sub>8</sub> ×21 <sup>3</sup> / <sub>4</sub> ")(Opti
566SDP	5	4,000 - 16,100 (STRAIGHT) 4,000 - 15,000 (PERFECTOR)	660 X 508 (26×20")	297 X 200 (11 <sup>3</sup> / <sub>4</sub> ×7 <sup>7</sup> / <sub>8</sub> ")(5/0) 297 X 270 (11 <sup>3</sup> / <sub>4</sub> ×10 <sup>5</sup> / <sub>8</sub> ")(1/4 or 2/3)	660 X 485(26×19 <sup>1</sup> / <sub>8</sub> ")(5/0)*2 660 X 475(26×18 <sup>3</sup> / <sub>4</sub> ")(1/4 or 2/3)*2 650 X 475(25 <sup>5</sup> / <sub>8</sub> ×18 <sup>3</sup> / <sub>4</sub> ")(5/0)*3 650 X 465(25 <sup>5</sup> / <sub>8</sub> ×18 <sup>3</sup> / <sub>8</sub> ")(1/4 or 2/3)*3	0.04 ~ 0.4 (0.0016~0.016")	670 X 560(26 <sup>1</sup> / <sub>2</sub> ×22 <sup>1</sup> / <sub>8</sub> ") 650 X 550(25 <sup>5</sup> / <sub>8</sub> ×21 <sup>3</sup> / <sub>4</sub> ")(Opti
666SDP	6	4,000 - 16,100 (STRAIGHT) 4,000 - 15,000 (PERFECTOR)	660 X 508 (26×20")	297 X 200 (11 <sup>3</sup> / <sub>4</sub> ×7 <sup>7</sup> / <sub>8</sub> ")(6/0) 297 X 270 (11 <sup>3</sup> / <sub>4</sub> ×10 <sup>5</sup> / <sub>8</sub> ")(1/5 or 2/4)	660 X 485(26×19 <sup>1</sup> / <sub>8</sub> ")(6/0)*2 660 X 475(26×18 <sup>3</sup> / <sub>4</sub> ")(1/5 or 2/4)*2 650 X 475(25 <sup>5</sup> / <sub>8</sub> ×18 <sup>3</sup> / <sub>4</sub> ")(6/0)*3 650 X 465(25 <sup>5</sup> / <sub>8</sub> ×18 <sup>3</sup> / <sub>8</sub> ")(1/5 or 2/4)*3	0.04 ~ 0.4 (0.0016~0.016")	670 X 560(26 <sup>1</sup> / <sub>2</sub> ×22 <sup>1</sup> / <sub>8</sub> ") 650 X 550(25 <sup>5</sup> / <sub>8</sub> ×21 <sup>3</sup> / <sub>4</sub> ")(Opti

\*1 : Subject to the different print conditions \*2 : Max. print width is to 650 mm when oscillating ink form rollers are fitted. \*3 : Shown the max. print size when the press with optional plate size 650 X 550 mm

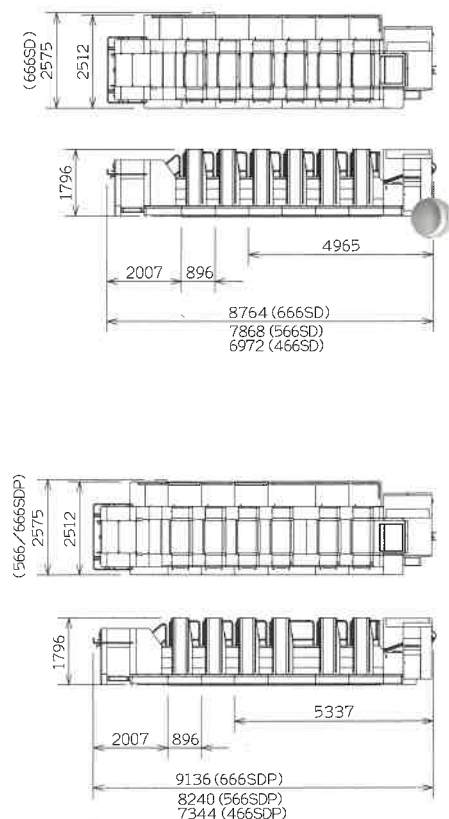
### Standard Equipment

- Auto perfecter change over (SDP only)
- SPC (Sakurai Plate Changing System)
- Remote Control Running Register
- Remote Control Cocking
- SAS-Sakurai Auto Set  
(Sheet size and impression presetting)
- Automatic Blanket Wash-up
- Automatic Ink Roller Wash-up
- Ultra-sonic Double Sheet Detector
- OLIVERMATIC - Continuous  
Dampening System
- SCCI - Sakurai Color Console type I
- SIS-Sakurai InterActive System
- Suction Feed Belts
- Single Action Feed Roller Set Up
- Front/Side lay sensors
- Powder Spray Device
- Quick Release Blanket
- Palette Feed Board
- Ink Feed Time Adjustment
- Ink Fountain Roller Motor Control
- High Pile Delivery

### Optional Equipment

- CIP3/CIP4 Interface
- SCCII (Sakurai Color Console type II)
- SCCIII (Sakurai Color Console type III)
- Ink Roller Temperature Control System
- Water Rinsing Blanket and Ink Roller Wash-Up
- Automatic Ink Dispenser
- Dual Wash up Device (Elettra Ink-Blanket  
and Impression cyl. Wash up)
- Feeder pre-loading
- Non Stop Feeder
- Inker Declutch Device
- Oscillating Ink Form Rollers
- Plate Hicky Picker Bars
- Automatic Ink Density Control System
- Extended Delivery
- Coating Unit
- UV Dryer at Extended Delivery Unit
- IR Dryer at Extended Delivery Unit

### Floor Plan(mm)



DELIVERY PILE HEIGHT (mm)	FEEDER PILE HEIGHT (mm)	DIMENSIONS (LxWxH) (mm)	WEIGHT(kg)	POWER CONSUMPTION (kw)	SIDE VIEW
840(33 $\frac{1}{8}$ "")	900(35 $\frac{1}{2}$ "")	6,972 X 2,512 X 1,796 (275 $\frac{1}{4}$ X 99 $\frac{1}{8}$ X 70 $\frac{7}{8}$ "")	17,500	26.0	
840(33 $\frac{1}{8}$ "")	900(35 $\frac{1}{2}$ "")	7,868 X 2,512 X 1,796 (310 $\frac{5}{8}$ X 99 $\frac{1}{8}$ X 70 $\frac{7}{8}$ "")	20,500	29.0	
840(33 $\frac{1}{8}$ "")	900(35 $\frac{1}{2}$ "")	8,764 X 2,575 X 1,796 (346 X 101 $\frac{5}{8}$ X 70 $\frac{7}{8}$ "")	23,500	32.0	

selected.

DELIVERY PILE HEIGHT (mm)	FEEDER PILE HEIGHT (mm)	DIMENSIONS (LxWxH) (mm)	WEIGHT(kg)	POWER CONSUMPTION (kw)	SIDE VIEW
840(33 $\frac{1}{8}$ "")	900(35 $\frac{1}{2}$ "")	7,344 X 2,512 X 1,796 (289 $\frac{1}{8}$ X 99 $\frac{1}{8}$ X 70 $\frac{7}{8}$ "")	19,000	30.0	
840(33 $\frac{1}{8}$ "")	900(35 $\frac{1}{2}$ "")	8,240 X 2,575 X 1,796 (325 $\frac{1}{4}$ X 101 $\frac{5}{8}$ X 70 $\frac{7}{8}$ "")	22,000	33.0	
840(33 $\frac{1}{8}$ "")	900(35 $\frac{1}{2}$ "")	9,136 X 2,575 X 1,796 (360 $\frac{5}{8}$ X 101 $\frac{5}{8}$ X 70 $\frac{7}{8}$ "")	25,000	36.0	

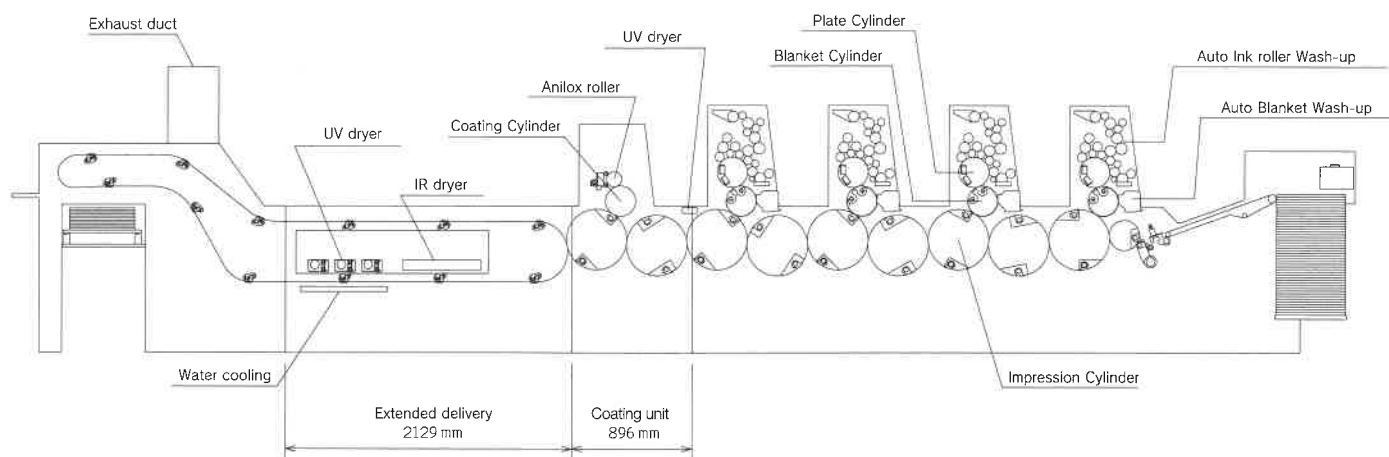
selected.

### Coating Unit + Extended Delivery Unit

Type	Length (mm)	Weight (kg)	Power Consumption (coater unit only)(kw)
Standard Extended Delivery	3,024(119 $\frac{3}{8}$ "")	7,000	4

\* Weight and Power Consumption of Dryers are not included.

### CONFIGURATION OF OLIVER466 SD + COATER



The information on this catalogue contains patented technology and under patent filings.

The manufacturer reserves the right to change without any prior notice, any of the followings as related to products listed in the subject catalogue.

(1) Improvement in safety, performance or functions (2) Improvement in designed quality

The denoted speeds are indicative of the mechanically possible performance. Printing speeds are subject to variation according to the plates and substrates to be used.

Photographs appearing in this catalogue include some optional equipments

The specifications given are as of December, 2007 and are subject to further change for improvement together with the content of the photographs



Superlative products to guarantee clients satisfaction



<http://www.sakurai-gs.co.jp>

**Headquarters** 2-2-9 Fukuzumi, Koto-ku, Tokyo 135-0032, Japan  
Tel: 81-3-3643-1131 Fax: 81-3-3641-9663 E-mail: info@sakurai-gs.co.jp

**London Branch** Cherrywell House, Tamian Way, Hounslow, Middlesex TW4 6BL UK  
Tel: 44-20-8577-5672 Fax: 44-20-8572-3942 E-mail: admin@sakurai.co.uk

**Sakurai USA, Inc.** 1700 North Basswood Road, Schaumburg, IL 60173, USA  
Tel: 1-847-490-9400 Fax: 1-847-490-4200 E-mail: sales@sakurai.com



Printed in Japan, '07.12.50(R3)